


Voluntary Local Review **Jambi City** 2023



Voluntary Local Review (VLR)

Jambi City

2023

“Improving Competitiveness and Synergy Based on Sustainable Development Towards a Resilient Society”

The 2023 Jambi City Voluntary Local Review (VLR) is one of the Jambi City Government’s commitments in supporting the achievement of Sustainable Development Goals (SDGs) as a current major issue in both Indonesia and the world. This VLR document was developed by the Jambi City Government in collaboration with independent consultants and the United Cities and Local Governments Asia Pacific (UCLG ASPAC).

The Jambi City Government would like to express its gratitude and appreciation to the UCLG ASPAC Secretary-General Dr. Bernadia Irawati Tjandradewi for her support, as well as to UCLG ASPAC Capacity Development and Learning Coordinator Mr. Hendra Susila Adi for his contribution in improving the VLR of Jambi City 2023. In addition, the Jambi City Government would like to thank the National Secretariat of SDGs of the Ministry of National Development Planning/Bappenas of the Republic of Indonesia for providing its review during the development process of the 2023 Jambi City VLR.

The Jambi City Government also expressed its appreciation to individuals and stakeholder institutions that have been actively involved in the development of the 2023 Jambi City VLR report.

Disclaimer

The Jambi City VLR 2023 was developed by the Jambi City Government in collaboration with stakeholders in Jambi City, academicians from the University of Jambi, and other community representatives, supported by UCLG ASPAC. This document is published by the Jambi City Government and does not necessarily represent the views of UCLG ASPAC.



Opening Remarks

Opening Remarks



Dr. H. Syarif Fasha, ME

The Mayor of Jambi City

I would like to express my gratitude to present the 2023 Jambi City Voluntary Local Review (VLR) document. The development of this document is a golden opportunity for the Jambi City Government to evaluate our performance in achieving the agenda of Sustainable Development Goals (SDGs).

I would also like to thank and appreciate every form of partnership from all relevant stakeholders in Jambi City, as well as the support from United Cities and Local Government Asia Pacific (UCLG ASPAC) and the SDGs Centre of the Ministry of National Development Planning/Bappenas of the Republic of Indonesia. Therefore, this document can be published ahead of schedule.

This document provides a comprehensive overview of the achievements that have been accomplished by all levels of the Jambi City Government, the community, and all other elements in completing the indicators of the SDGs, including an overview of the best practices that have been carried out.

The 2023 Jambi City VLR document focuses on five SDGs agenda: Goal 1 (No Poverty), Goal 3 (Good Health and Well-Being), Goal 6 (Clean Water and Sanitation), Goal 11 (Sustainable Cities and Communities), as well as Goal 17 (Partnerships for the Goals). These five goals have been integrated into the development plans at the city level, both in the Regional Medium-term Development Plan (Rencana Pembangunan Jangka Menengah Daerah/RPJMD) 2018-2023, as well as the Regional Development Plan (Rencana Pembangunan Daerah/RPD) 2024-2026 as a development plan during the leadership transition period.

For two years of my leadership as the Mayor of Jambi City, numerous dynamics have occurred in our efforts to carry out the development programmes, both externally and internally, including the outbreak of the COVID-19 global pandemic. Aside from hindering our economic joints, the COVID-19 pandemic became our proving ground for any forms of collaboration, integration, and innovation to overcome all obstacles. Numerous policies and strategies have been carried out by the government based on mutual cooperation and entrepreneurship that have given us significant and tangible improvements for all.

The main theme of the 2023 Jambi City VLR is *“Improving Competitiveness and Synergy Based on Sustainable Development Towards a Resilient Society (Peningkatan Daya Saing dan Sinergitas Daerah yang Dilandasi Prinsip Pembangunan Berkelanjutan Menuju Masyarakat yang Tangguh).”* Through this theme, I believe that the determination of development planning based on the SDGs will improve the quality of life in Jambi City.

Lastly, the 2023 Jambi City VLR can motivate and inspire cities and local governments across the world in marching towards the efforts to integrate SDGs in any form of programmes and activities.

Table of Contents

<i>“Improving Competitiveness and Synergy Based on Sustainable Development Towards a Resilient Society”</i>	2
Opening Remarks	4
Table of Contents	5
Chapter 1: Introduction	12
Jambi City:.....	12
Administrative & Geographical Area	12
Demography.....	13
Economic Growth	15
Jambi Towards Smart City	15
Chapter 2: VLR Development Process	20
Jambi City VLR General Overview	20
Legal Basis of SDG Implementation.....	21
VLR Development Process.....	21
VLR Main Theme Selection	22
Development Methods.....	23
Chapter 3: Policies and Supporting Environment for SDGs	28
Central Government Regulations on SDGs at the Local Levels.....	28
Local Government Regulations on SDGs.....	30
Strategic Issues in Sustainable Development.....	30
Vision & Mission of Jambi City Government in Supporting the Implementation of Regional SDGs.....	30
Local Government’s Commitment to SDGs.....	31
Chapter 4: General Condition of SDGs Achievements	35
Goal 1: End All Forms of Poverty Everywhere	35
Percentage of the Population Below the Poverty Line.....	35
Percentage of Accommodation of People with Welfare Problems (PMKS).....	37
Percentage of Clean Water Services Coverage	38
Percentage of City Slum.....	38
Number of City Slum Area.....	39
Basic Social Protection Services Expenditures.....	41
Goal 3: Ensure Healthy Lives and Promote Well-being for All	43
Maternal Mortality Rate.....	43
Total Fertility Rate.....	44
Population Control and Family Planning.....	45



Distribution of Health Workers	46
Goal 6: Ensure Availability and Sustainable Management of Water and Sanitation for All	47
Households with Safely-Managed Drinking Water Services	47
Liquid Waste Processing Regulations.....	47
Goal 11: Make Cities and Human Settlements Inclusive, Safe, Resilient, and Sustainable.....	50
Households with Access to Decent and Cheap Housing.....	50
The Proportion of Green Open Spaces in Cities	51
Supervision of Environmental Licenses	52
Waste Management in Jambi City.....	53
Water Quality Index in Jambi City.....	56
Goal 17: Partnership for the Goals.....	57
Regional Development Cooperation.....	57
Percentage of Internet Users.....	58
Chapter 5: SDGs Implementation Facilities.....	61
Financing.....	61
Regional Revenue Policies.....	61
Regional Expenditure Policies.....	61
Local Innovations	62
Kampung Bantar	62
<i>Bangkit Berdaya</i> Programme	63
City Drainage Normalisation through the <i>Pakar Kasih</i> Programme	64
Single-use Plastic Shopping Bag Reduction.....	65
The Structuring of Lake Sipin Tourism Area	66
<i>“Aksi Bergizi di Sekolah”</i> (School Nutrition Action) to Reduce Stunting in Jambi City	67
Multi-stakeholder Collaborations	67
Jambi City International Partnerships.....	67
Jambi City’s Partnerships with Local Stakeholders.....	70
Chapter 6: Conclusions	74
Conclusions.....	74
Next Steps Forward.....	74
Appendix	76
No Poverty	76
Good Health and Well-being	77
Clean Water and Sanitation	78



Sustainable Cities and Communities..... 79

Partnerships for the Goals..... 81

Jambi City’s Innovation Programmes..... 82



Table of Figures

Figure 1.1 Composition of Male and Female Population by Age in Jambi City 2023	13
Figure 1.2 Number of Population in Jambi City Based on Sex in the 2018-2022 Period.....	14
Figure 1.3 Jambi City's Economic Growth Gap in 2013-2022 Period	15
Figure 2.1 SDGs Intergration Process into the Development Planning of Jambi City	20
Figure 2.2 Theme Selection and Priority Indicator for Jambi City VLR	23
Figure 3.1 SDGs Pillars Metadata Books	28
Figure 3.2 Four Pillars of the RPJMN Document for the 2020-2024 Period.....	29
Figure 3.3 Relations Between Jambi City's Mission and Regional Development Targets in Accordance with the RPJMD regarding Priority SDGs in VLR Development	31
Figure 4.1 Number of Impoverished Population in Jambi City in the 2018-2022 Period.....	36
Figure 4.2 Extreme Poverty Rate of the 2021-2022 Period	36
Figure 4.3 Treatment for PMKS Populations in Jambi City of the 2013-2020 Period	38
Figure 4.4 Clean Water Services Coverage by Tirta Mayang PDAM	38
Figure 4.5 Number of Rehabilitation for Uninhabitable Houses	39
Figure 4.6 Expenditure Budget on Social Assistance and Subsidy.....	42
Figure 4.7 The Fluctuation of Maternal Mortality Rate in Jambi City for the 2013-2022 Period	43
Figure 4.8 The Fluctuation of Infant Mortality Rate in Jambi City for the 2023-2022 Period	44
Figure 4.9 The Annual Fluctuation of TFR in Jambi City for the 2013-2022 Period.....	45
Figure 4.10 The Valuation of Population Control and Family Planning for the 2020-2022 Period.....	45
Figure 4.11 Number of Clean Water Costumers at Tirta Mayang PDAM for the 2019-2022 Period	47
Figure 4.12 Formal Housing Facilities, Infrastructures, and Utilities (PSU)	50
Figure 4.13 Total of Uninhabitable Houses in Jambi City by Sub-districts	51
Figure 4.14 Public Green Open Space Area in Jambi City	52
Figure 4.15 Waste Management System in Jambi City	54
Figure 4.16 Waste Reduction Efforts in Jambi City	55
Figure 4.17 Indicators of Water Quality, Air Quality and Land Covers in Jambi City of 2018-2022 Period	56
Figure 4.18 Number of Regional Cooperations in 2013-2020 Period	57
Figure 4.19 Percentage of Internet Users in Sumatra Island (2022)	58
Figure 5.1 The implementation of Pakar Kasih Programme through Waterway Cleaning Activity.....	65
Figure 5.2 Plastic Shopping Bag Restrictions in Jambi City	66
Figure 5.3 Lake Sipin Tourism Area	66



Table of Tables

Table 1 Development Stages, Process/Activities, and Output of VLR Implementation in Jambi City	21
Table 2 Synchronisation between RPJMD and SDGs	32
Table 3 Percentage of Impoverished Population (P0) of the 2020-2022 Period	35
Table 4 City Slums Area in Jambi City Based on the Mayor's Decree	39
Table 5 Ratio of Doctors per Population (DPP)	46
Table 6 Companies/Businesses Owning the Liquid Wastes Processing Permit (IPLC)	47
Table 7 Indicators of Pollution and Environmental Damage Control in Jambi City in 2018-2022 Period	53
Table 8 Percentage of Waste Management in Jambi City	54
Table 9 Number of Pakar Kasih Programme Implementations	64



Chapter 1

Introduction



“KERIS SIGINJAI” is a symbol of greatness and heroism of the King and Sultan of the Jambi Sultanate. Legend tells that whoever owns the keris will be coronated as the fierce leader of Jambi Sultanate.

Chapter 1: Introduction

Jambi City:

“Tanah Pilih Pusako Betuah”



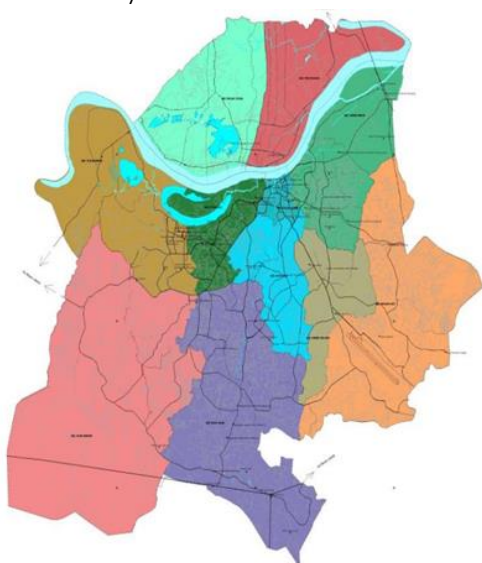
Jambi City is a city on the island of Sumatra and the capital of Jambi Province in Indonesia. The city is an enclave of Muaro Jambi District and is divided by the longest river in Sumatra known as Batang Hari River. In the past, the current area of Jambi City was the territory of the Srivijaya Kingdom. At the end of the 14th century, Jambi was a vassal of the Majapahit Kingdom. In 1616, Jambi was the second richest port on the island of Sumatra after Aceh.

Around the 1670s, the Sultanate of Jambi was estimated to have a reputation comparable to Johor and Palembang. However, the glory days of Jambi was short-lived. In the 1680s, Jambi lost its position as the main port for pepper commodities, due to wars with Johor as well as internal conflicts. Subsequently, in 1903 Prince Ratu Martaningrat, a descendant of Sultan Thaha, the last sultan of Jambi, surrendered to the Dutch.

Jambi City was established on 28 May 1401 and was formed as a municipal autonomous regional government based on the Decree of the Governor of Sumatra No. 103/1946, dated 17 May 1946. Afterwards, it was reformed as a “big city” based on Law No. 9 of 1956 concerning the Establishment of a “Big-City” Autonomous Region within the Province of Central Sumatra. Furthermore, Jambi City officially became the capital of Jambi Province on 6 January 1957 based on the Law No. 61 of 1958.

Administrative & Geographical Area

Jambi City is located at the coordinates of 01°32'45" to 01°41'41" South Latitude and 103°31'29" to 103°40'6" East Longitude. The total administrative area of Jambi City according to the Law No. 6 of 1986 is 205.38 km² or around 0.38% of the total area of Jambi Province and 175.53 km² based on Jambi City Regional Regulation No. 9 of 2013. Administratively, the territory of Jambi City is directly bordered by:



North: bordering with Sekernan District, Muaro Jambi Regency.

South: bordering with Mestong District, Muaro Jambi Regency.

Western: bordering with Jambi Outskirts (Luar Kota) District, Muaro Jambi Regency.

East: bordering with Kumpe Ulu District, Muaro Jambi Regency.

Jambi City has a tropical climate with minimum temperatures ranging from 22.1-23.3°C and maximum temperatures between 30.8-32.6 °C, with air humidity ranging from 82-87%. Meanwhile, rainfall occurs throughout the year amounting to 2,296 mm/year (average 191.34 mm/month). From its topography, Jambi City is relatively flat with an altitude of 0-60 metres above sea level (MASL). Undulating parts are found in the North and South of the city, while swampy areas are found around the Batang Hari river stream. Batang Hari is the longest river on the island of Sumatra with a total length of approximately 1.7 km with an average width of around 500 m.

Demography

Jambi City is the capital and National Activity Centre (Pusat Kegiatan Nasional/PKN) of Jambi Province. As one of the most developed cities in Jambi Province, the total population of Jambi City in 2022 based on interim population projections data for 2020-2023 (Mid-year/June) is 622,014 people. Specifically, the total male population is 311,616 people, and the total female population is 307,937 people.

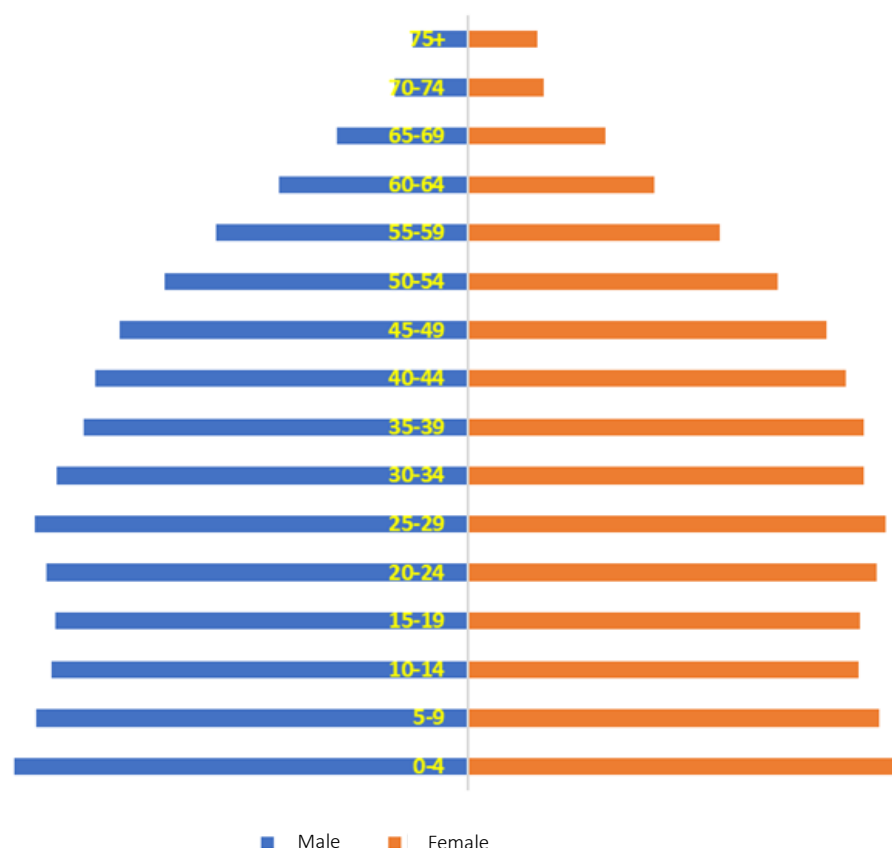


Figure 1.1 Composition of Male and Female Population by Age in Jambi City 2023

Source: Statistics Indonesia/BPS, Jambi City in Numbers 2023

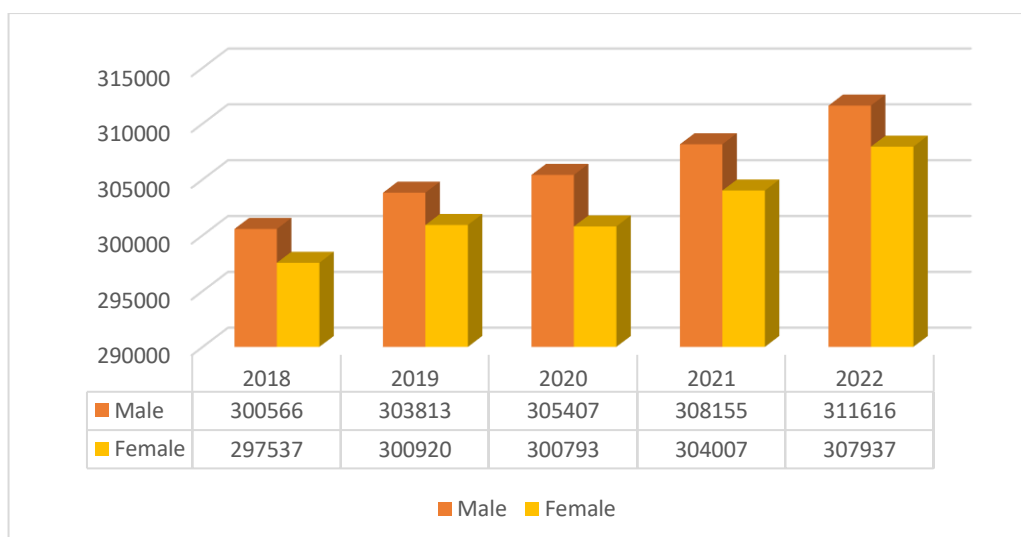


Figure 1.2 Number of Population in Jambi City Based on Sex in the 2018-2022 Period
Source: Statistics Indonesia/BPS, Jambi City in Numbers 2022

Based on the population growth rate in 2022, the city's proportion of the productive age population was 69.21%, this figure decreased compared to 2019 which reached 69.5%. The decline in this figure cannot be separated from the influence of COVID-19, which mostly threatened the productive age population. Despite the decline, the number of productive age population still has the largest percentage. The total population from 2018-2022 can be seen in the following table:

The graph above illustrates that the population of Jambi City, both male and female, continues to grow every year. This increase must be anticipated by the Jambi City Government so that no increase in population exceeds the capacity and carrying capacity of the environment in Jambi City. If this happens, there will be environmental, social, and economic problems in Jambi City.

Economic Growth

Economic growth in Jambi City experienced fluctuations from 2013 to 2022. In 2013, the economic growth was at 2.56%. Until 2019, Jambi City's economic growth increased to 4.73%. However, in 2020, the city experienced a significant decline of -4.24% due to the COVID-19 pandemic. Details of economic growth can be seen in the following graph:

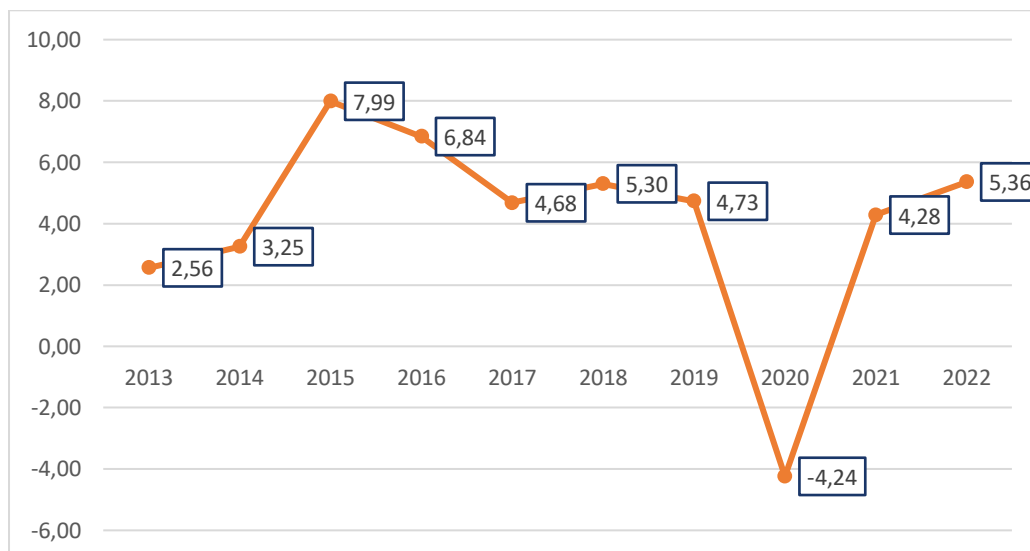


Figure 1.3 Jambi City's Economic Growth Gap in 2013-2022 Period
Statistics Indonesia/BPS, Jambi City's GRDP based on Business Fields in 2018 – 2022 Period

Jambi Towards Smart City

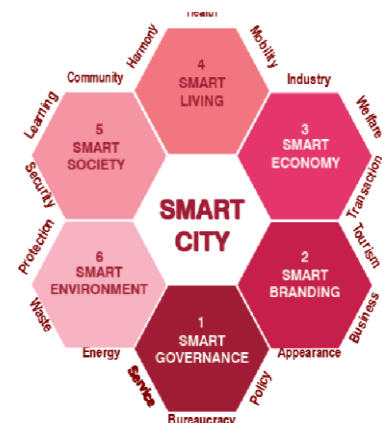


Along with the advancement of the times and the rapid development of science and technology, almost all developed countries have implemented innovative and smart urban services. Jambi City's services as a "Smart City" have become the demands of modern society, especially in government services, public services,

environmental services, economic services, and a wide variety of other services, which need to be facilitated immediately as an effort to provide satisfaction to the community in order to develop a happy and prosperous Jambi City.

As a trade centre, Jambi City must immediately provide responsive, creative, and innovative governmental services and public services based on the "Smart City" concept with the aim of providing fast, precise, accurate, accountable, and transparent services. Jambi City became one of the first 25 regencies/cities in the "Movement Towards 100 Smart Cities" which became a pilot for implementing smart cities in Indonesia.

In the preparation of the smart city implementation plan in Jambi City, there are six elements that become the primary framework, including **smart living**, **smart governance**, **smart economy**, **smart**



environment, smart society, and smart branding.

- **Smart Living**

- **Target:** Establish an adequate, comfortable, and efficient living environment for all.
- **Objectives:**
 1. Harmonisation of regional spatial planning.
 2. Establish healthcare infrastructures.
 3. Ensure the availability of transportation facilities.
- **Programmes:**
 1. “Kampung Bantar”
 2. “Bangkit Berdaya”
 3. “Electrifying Lifestyle Area (ELSA)”
 4. “Bedah Rumah”

- **Smart Governance**

- **Target:** Achieve effective, efficient, communicative local governance, and continuously improve bureaucratic performance through integrated innovation and technology adoption.
- **Objectives:**
 1. Public services.
 2. Efficient bureaucratic management.
 3. Public policy efficiency.
- **Programmes:** Public Services Mall (*Mall Pelayanan Publik/MPP*) of Jambi City is one of the flagship programmes in the “Smart Governance” framework element inaugurated in 2022 by the Deputy for Public Services representing the Minister. There are 130 services offered, provided by 21 organisers consisting of vertical agencies, state-owned enterprises (BUMN), regionally-owned enterprises (BUMD), and public service professional organisations.

- **Smart Environment**

- **Target:** Establish proper, responsible, and sustainable environmental governance.
- **Objectives:**
 1. Develop environmental protection programmes.
 2. Develop waste management programmes.
 3. Develop responsible energy management programmes.
- **Programmes:**
 1. Talang Gulo Sanitary Landfill
 2. Waste to Energy (WTE)
 3. Wastewater Treatment Installation (IPAL)
 4. Utilisation of Methane Gas


- **Smart Society**

- **Target:** Establish a humanist and dynamic socio-technical ecosystem, both physical and virtual, for the creation of a productive, communicative and interactive society with high digital literacy.
- **Objectives:**
 1. Establish efficient community interaction.
 2. Develop an efficient learning ecosystem.

- 3. Establish a security system for the community.
- **Programmes:**
 - 1. Community libraries (digital and citizen services)
 - 2. Pita Molin (Services, Information, dan Consultation through Protection Car)
 - 3. *Kampung KB* (Family Planning Village)
- **Smart Branding**
 - **Target:** Increase local competitiveness through city planning and marketing regional potentials locally, nationally, and internationally.
 - **Objectives:**
 - 1. Create and promote a tourism ecosystem (tourism branding)
 - 2. Create and promote business ecosystem platforms (business branding)
 - **Programme:** “*Program Jambi Terkini*” (significant city planning programme for Jambi City)
- **Smart Economy**
 - **Target:** Creating an ecosystem that supports community economic activities in line with the region's leading economic sectors that are adaptive to changes in the current information era, as well as increasing community financial literacy through various programmes including realising a “less-cash” society.
 - **Objectives:**
 - 1. Build a competitive ecosystem for industries.
 - 2. Achieve community welfare.
 - 3. Build a financial transaction ecosystem.
 - **Programmes:**
 - 1. Household Gas Network
 - 2. Jambi Night Market
 - 3. Car Free Night

Chapter 2

VLR Development
Process



Gentala Arasy Tower Museum is a museum that illustrates the development of Islam in Jambi Province. The name "Gentala Arasy" is derived from three words: "*genta*" means sound, "*tala*" means harmony, and "*arasy*" means echoing to the sky. Hence, the meaning of "Genta Arasy" is a harmonious sound that echoes to the sky. This sound comes from the bell of the Gentala Arasy Tower which emits a sound as a sign of prayer time for Muslims in Jambi City.

Chapter 2: VLR Development Process

Jambi City VLR General Overview

The Jambi City VLR is the key to transparency and accountability of the Jambi City Government in achieving the SDGs, where the implementation process requires the participation of all elements of government and non-governmental partners in accordance with the SDGs principle of “Leave No One Behind” (LNOB).

The implementation of the 2023 Jambi City VLR is one of the efforts by the Jambi City government to implement the achievements of SDGs as well as monitoring and evaluating them. The preparation of this VLR shows the strong commitment of the city government and all stakeholders in localising the SDGs in Jambi City and becomes an effective advocacy tool in planning, implementing, and monitoring development policies in Jambi City.

Achieving the SDGs requires the commitment and capacity of local governments in localising SDG targets and indicators. Localising the SDGs is closely related to the ability of local governments to formulate strategic regional development policy frameworks based on SDG targets and indicators in regional planning documents. Jambi City has integrated SDG targets and indicators through the Strategic Environmental Assessment (Kajian Lingkungan Hidup Strategis/KLHS) for the Regional Medium-Term Development Plan (Rencana Pembangunan Jangka Menengah Daerah/RPJMD).

To support the integration of the SDGs into annual and five-year planning documents, the Indonesian Government has updated the SDGs indicators into the SDGs Indicator Metadata Edition 2 according to the four pillars of development, namely the Social Development Pillar, the Economic Development Pillar, the Environmental Development Pillar, as well as the Law and Governance Development Pillar. Additionally, the government published the SDGs Roadmap in 2019 which contains scenarios, policy directions, relationships between SDGs, and funding needed to achieve the SDGs.

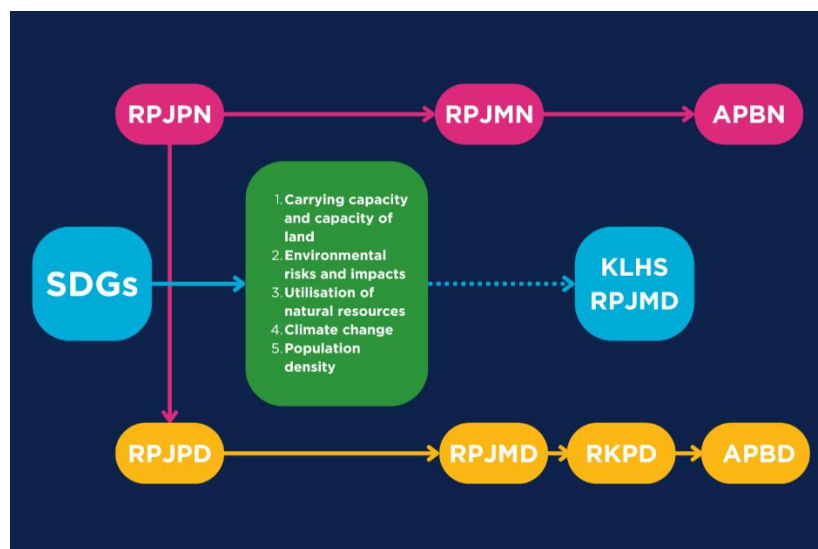


Figure 2.1 SDGs Integration Process into the Development Planning of Jambi City

The Jambi City VLR is not only an important element in the discussion of sustainable development issues but can also strengthen the aspirations and perceptions of local governments in implementing

sustainable development. The VLR can also help bring together the diverse perspectives and priorities of local stakeholders, including academics, civil society organisations, and the private sector. VLRs are instrumental in building strong consensus for local development planning, budgeting, and policy prioritisation. The document can also contribute to the preparation of the VNR by the central government.

Legal Basis of SDG Implementation

- Law No. 25 of 2004 concerning Development Planning Systems (National Archives of the Republic of Indonesia 2004 No. 104, Additional National Archives of the Republic of Indonesia No. 4421).
- Law No. 17 of 2007 concerning the National Long-term Development Plan for the 2005-2025 Period (National Archives of the Republic of Indonesia 2004, Additional National Archives of the Republic of Indonesia No. 4700).
- Presidential Decree of the Republic of Indonesia No. 11 of 2002 concerning Implementation of Development Goals Achievement (National Archive Republic of Indonesia No. 11 of 2002).
- Regulation of Minister of Home Affairs No. 7 of 2018 concerning the Creation and Implementation of Strategic Environmental Assessment in the Preparation of Development Plans.
- Regulation of Minister of National Development Planning/Head of Bappenas of the Republic of Indonesia No. 7 of 2018 concerning Coordination, Planning, Monitoring, Evaluation, and Reporting of SDGs Implementation (State Gazette of the Republic of Indonesia 2018 No. 583).

VLR Development Process

The Jambi City VLR was developed by applying the principles of inclusivity, transparency, and collaboration, as well as a combination of quantitative and qualitative approaches in collecting and analysing primary and secondary data. In the preparation process, the Jambi City Government collaborated with the United Cities and Local Governments Asia Pacific (UCLG ASPAC) as the steering team in development of this VLR. The development stages, processes/activities, and outputs produced can be seen in the following table:

Table 1 Development Stages, Process/Activities, and Output of VLR Implementation in Jambi City

No.	VLR Development Stages	Process/Activities	Output	Time
1	Preparation <ul style="list-style-type: none"> • Workplan and Output Preparation • Developing of Strategies and Stakeholder Involvement Plans • Theme Selection • Deciding Priority Goals 	Coordination and Consultation to Related Institutions	<ul style="list-style-type: none"> • VLR Main Theme Drafted • Priority Goals Drafted 	May (3 rd to 4 th Week)

No.	VLR Development Stages	Process/Activities	Output	Time
2	Stakeholder Consultation <ul style="list-style-type: none"> Developing the List of Data Requirements and Questionnaire Implementation of FGD and Data Collection Data Compilation and Analysis 	<ul style="list-style-type: none"> Questionnaire In-depth Interviews Literature Study Stakeholder Consultation 	<ul style="list-style-type: none"> Kick-Off Meeting FGD 	June (1 st to 3 rd Week)
3	Internal Monitoring <ul style="list-style-type: none"> VLR Document Development Review Process with Governmental and Non-Governmental Parties 	<ul style="list-style-type: none"> Document Development by the Development Team Coordination and Consultation with Related Institutions 	VLR Document Draft	4 th Week of June to 4 th Week of July
4	Internal Validation, External Monitoring, and Internal Reparation <ul style="list-style-type: none"> VLR Document Validation Translation 	<ul style="list-style-type: none"> Document Development by the Development Team Coordination and Consultation with Related Institutions Validation Meeting with Parties 	VLR Document Final Draft	August (1 st Week to 2 nd Week)
5	Finalisation and Printing VLR Documents	<ul style="list-style-type: none"> VLR Document Finalisation and English Translation Process of the Document The 2023 Jambi City VLR Printing 		August (3 rd to 4 th Week)

Source: Coordination Results between the Development Team and UCLG ASPAC

VLR Main Theme Selection

The VLR process began by identifying and selecting themes through internal consultations and discussions within the Jambi City Government. By formulating a theme, the identification and analysis of key issues around the SDGs can become more focused and the priorities as well as strategies of Jambi City are connected to national, regional, and global agendas. The theme can also help invite public attention and discussion, making the report more effective in raising awareness, as well as providing widespread influence and impact in the community.

After conducting a series of internal discussions, the theme for the 2023 Jambi City VLR has been decided as **“Improving Competitiveness and Synergy Based on Sustainable Development Towards a Resilient Society,”** with the following scope boundaries:

- **“Improved competitiveness and regional synergy”** highlights regional efforts and strategies to optimise all regional potentials and available resources, including the development and improvement of regional innovation through collaboration and cooperation to strengthen regional capacity and improve community welfare.
- **“Sustainable development”** refers to a city’s ability to effectively and efficiently manage its resources to solve urban challenges using innovative, integrated, and sustainable solutions to provide infrastructure and urban services in efforts to improve the quality of life of its citizens.
- **“Towards a resilient community”** is an integral and holistic effort to create a community that is independent and able to adapt to challenges and changes in an environment with good social cohesion.



Figure 2.2 Theme Selection and Priority Indicator for Jambi City VLR

Development Methods

The discussion of the VLR development methods will be detailed in accordance with the stages of work. These stages were carried out in the process of developing the progress report as well as the achievements of the SDGs in 2022 for Jambi City. The stages included the preparation stage, data collection stage, analysis stage, and evaluation of the results of activities. Each of the stages is explained below.

Preparation Stage

The early preparation stage consists of preparing the required data related to the development of the 2023 Jambi City VLR. As for the preparation of the survey instruments, this process included:

1. Preparation of data lists, inventories, and information required in the developing the 2023 Jambi City VLR.
2. Preparation of reference materials used as guidance to prepare analyses related to the 2023 Jambi City VLR.

Data Collection Stage

Data collection was an activity of collecting secondary data from each regional government agency in Jambi City. The data was also collected from relevant partners and stakeholders of the Jambi City Government. These partners have supported the city in implementing sustainable development activities as well as best practices for its citizens. The data collection methods used in the preparation of the 2023 Jambi City VLR are as follows:

1. Kick-off Meeting

The kick-off meeting is an initial meeting held in the early stages of projects or initiatives to gather parties involved in the project development, including the project team, stakeholders, and other relevant parties. The objective of this meeting is to efficiently “kickoff” a project in an organised manner. The meeting will also ensure all parties involved in the project grasp the goals, scope of interests, schedules, responsibilities, as well as hopes for the project.

The kick-off meeting was held by inviting diverse parties, including UCLG ASPAC, the National SDGs Secretariat of the Ministry of National Development Planning/Bappenas, and other relevant stakeholders around Jambi City, such as private enterprises that have collaborated with the Jambi City Government in implementing SDGs for the city.

2. Focus Group Discussion (FGD)

FGD aims to discuss specific strategic issues concerning SDGs implementation, particularly in identifying priority best practices of SDGs for Jambi City. The FGD was held both virtually and face-to-face on 19 June 2023. The discussion process identified numerous best practices of SDGs that have been carried out by Jambi City Governmental Institutions as well as non-governmental parties.

3. Visits to Relevant Regional Departments/Agencies

This stage was carried out by a smaller team by collecting data through relevant Regional Departments/Agencies (OPD) in both the Jambi City Government and the Jambi City Branch of Statistics Indonesia. The collected data highlights the relevant indicators of SDGs with priority goals that were required to be reported in the 2023 Jambi City VLR.

4. Best Practice Stories

Based on best practices identified in the FGD process, the stakeholders wrote one best practice story that was widely regarded as the most transformative one, particularly in relation to the main 5 priority SDGs of Jambi City. Each best practice story from the government and non-governmental parties respectively was chosen based on the relevant analyses of priority SDGs, taken from every listed best practice story drafted during the FGD.

5. In-depth Interviews

The interview process was carried out by parties with specific and comprehensive information regarding issues of further information required in the SDGs best practice stories. This interview involved various party members, including the Jambi City Government Environmental Department, Bank 9 Jambi, Sinar Sentosa, PT. Pertamina, and the Partnership Division of Regional Secretariat of Jambi City.

6. Data Validation

Data validation is a process that requires data checking and evaluation to ensure that each data is accurate, consistent, complete, and in accordance with the existing criteria. Data validation aims to ensure the data used in the analysis or decision-making process is highly reliable. The validation process was carried out once all required data were processed through the FGD system.

Analysis Stage

Based on document research and stakeholders' consultation process, all gathered data and information will be categorised based on each priority SDG. Subsequently, all data and information will be analysed further through content and contextual analysis to show a wide range of issues regarding the main theme of the VLR document as well as their relations with cross-SDGs. The priority SDGs for Jambi City are the main focus of this VLR, while non-priority SDGs will be part of a limited analysis process. Generally, the main focus of the issues above are as follows:

- Policies, strategies, plannings, and budget allocated by Jambi City to accelerate the achievements of SDGs;
- Trends, success, challenges, issues, learning process, and suggested actions to bridge gaps and existing challenges;
- Initiatives and best practices of SDGs carried out by the Jambi City Government and other non-governmental parties;
- Strategies and innovation to ensure transparency and multi-stakeholder involvement in achieving SDGs;
- Human rights integration, non-discriminative principles, and gender equality in implementing policies, strategies, plannings, programmes, and initiatives of the SDGs;
- Translating the "leave no one behind" principle into actions and practices by identifying and including marginalised people in development policies strengthened with tangible actions.

Obstacles in VLR Development

The development process of this VLR document faced various challenges, including the lack of required data from the non-governmental sector. This problem was due to how each non-governmental party has its own mechanism for data access. Moreover, data collection, validation, analysis, and intensive interviews on best practices required a significant timeline.

Aside from challenges in acquiring data and the extensive timeline, this document is also the Jambi City Government's first-ever experience in developing a VLR document. Therefore, local stakeholders may be new to understanding the benefits of developing VLR for the development of Jambi City.

Chapter 3

Policies and Supporting
Environment for SDGs



The development of Talang Gulo Waste Sanitary Landfill is a collaboration between the Directorate General of Human Settlements of the Ministry of National Development Planning/Bappenas and the German Government in the Emission Reduction in Cities-Solid Waste Management (ERIC-SWM) programme. The development of the Talang Gulo Waste Sanitary Landfill began in 2018 until 2020 at a cost of 14 million euros. The infrastructure development of Talang Gulo Sanitary Waste Landfill includes the construction of a landfill area of 5.2 ha or 620,000 m³, a leachate treatment plant with a daily capacity of 250 m³, a waste sorting facility with a daily capacity of 35 tonnes, a compost processing facility with a daily capacity of 15 tonnes, and other supporting facilities, such as management offices, weighbridges, and workshops.

Chapter 3: Policies and Supporting Environment for SDGs

Central Government Regulations on SDGs at the Local Levels

The Central Government's Legal Basis on Sustainable Development Goals (SDGs):

Presidential Decree of the Republic of Indonesia Number 111 of 2022 on the Implementation of Sustainable Development Goals Achievements

In order to accelerate achieving the SDGs targets, the President of the Republic of Indonesia has published Presidential Decree No. 111 of 2022, aimed to guide central and local governments in implementing the SDGs.

Through this regulation, the government has set the targets for SDGs achievements by referring to the global targets of 2030 SDGs and national targets in the National Medium Term Development Plan of the 2020-2024 Period.

The Ministry of National Development Planning (Bappenas) has also developed a referral catalogue on SDGs indicators as a measurement mechanism for SDGs achievements, namely the SDGs Indicator Metadata. This Metadata was first published in 2017 and consists of four books based on development pillars, including the Social Pillar Book, Economic Pillar Book, Environmental Pillar Books, and the Law and Governance Book. Each book contains goals and indicators of the SDGs based on the previously stated development pillars. The Metadata has been reviewed through a re-examination process in 2020.



Figure 3.1 SDGs Pillars Metadata Books

Regulation of the Minister of Home Affairs No. 7 of 2018 Concerning the Preparation and Implementation of Strategic Environmental Assessment in the Development Plans

This regulation by the Ministry of Home Affairs of the Republic of Indonesia does not directly discuss SDGs. However, the ministry integrates the goals through the Strategic Environmental Assessment in

Developing the National Medium-Term Development Plan (KLHS RPJMD). The assessment contains systematic, comprehensive, and participative analyses, ensuring each SDG principle is integrated into local development programmes (Kemendagri, 2018). In the KLHS RPJMD reports, all local governments are required to identify, collect, and analyse data that covers the assessment of relevant SDG indicators achievements. The result of this assessment will help formulate sustainable development scenarios in local governments for the next 5-year period.

The KLHS RPJMD document is the basis for developing the Regional Medium-Term Development Plan Document (RPJMD). The RPJMD document is a comprehensive planning document on the development of local governments for 5 years, consisting of vision, mission, local governmental programmes, and regional development strategies. The development of RPJMD will not be based solely on KLHS RPJMD as it also must be synchronised with the National Medium Term Development Plan (RPJMN), developed by the national-level government.

Regulation on National Medium Term Development Plan (RPJMN) for 2020-2024 Period Concerning SDGs

The RPJMN document for the 2020-2024 period is a development planning document that serves as a reference for all ministries/institutions in preparing the Strategic Plan (Renstra) and RPJMD documents (Bappenas, 2020).

The RPJMN reflects the vision, mission, and programmes of the elected President in line with the National Long-Term Development Plan (RPJPN). The RPJMN document is only valid for 5 years until the end of the elected president's term. The process of integrating SDGs into development planning documents refers to the vision, mission, direction, and development agenda contained in the RPJMN document for the 2020-2024 period. Based on the vision, mission, direction, and Seven Development Agendas in the RPJMN, there are four main pillars acting as the targets set by the central government as follows:

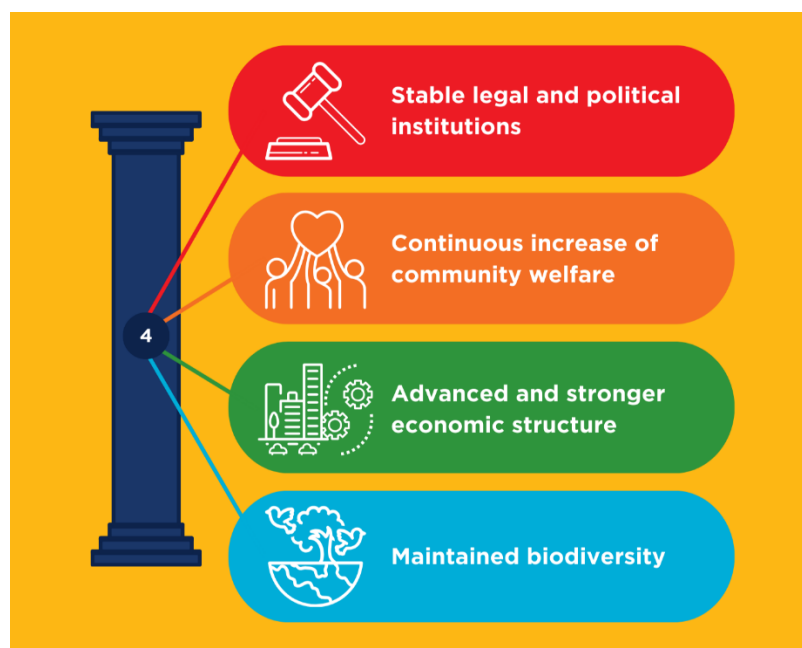


Figure 3.2 Four Pillars of the RPJMN Document for the 2020-2024 Period

The four main pillars acts as the basis for the central government in developing programmes that will be implemented until 2024. The achievements of the four pillars are inseparable from the role of every stakeholder, including local governments, sub-district/village governments, and the general public. Therefore, community participation is highly needed for the success of development in Indonesia.

Local Government Regulations on SDGs

Strategic Issues in Sustainable Development

A strategic issue can be defined as a recurring circumstance that must be taken into consideration in sustainable development planning due to its significant impacts on certain regions with the characteristics being important, urgent, medium and long term, as well as determining the achievement of regional government administration objectives in the future. There are several strategic issues that require priority management at certain levels, including provincial, national, and international levels. These issues are as follows:

<u>Poverty Alleviation</u>	<u>Declining Quality of Life</u>	<u>Economic Equality and Community Purchasing Power</u>
Poverty alleviation as a strategic issue requires special attention and immediate response from local governments. This is indicated by the high poverty rate and unemployment rate, the gap between pre-prosperous and prosperous families, as well as the low labour force participation rate.	The decline of quality of life is indicated by suboptimal achievement of sanitised households such as the lack of availability of piped drinking water services, waste management, limited green spaces and public spaces, suboptimal arrangement of drainage networks, and the lack of coverage for public transport services.	The gap in economic equality is indicated by the lack of contribution from leading industries to GRDP growth, low rate of GRDP per capita and community purchasing power, high contribution of food commodities to the inflation rate, high gini (income gap) ratio, and suboptimal values of regional investment.

Vision & Mission of Jambi City Government in Supporting the Implementation of Regional SDGs

The enhancement of sustainable development in Jambi City aims to accelerate the process of achieving the vision and mission in the RPJMD document of the 2018-2023 period through innovative breakthroughs. The vision of Jambi City development for the 2018-2023 Period is "***Making Jambi City a Hub for Trade and Services Based on Moral and Cultured Society by Promoting Excellent Service.***" To achieve this vision, the Jambi City Government has set five missions as follows:

Mission 1: Enhance Bureaucracy and Improve Public Services Based on Information Technology

Mission 2: Strengthen Law Enforcement, Public Peace and Order (Trantibmas), and Public Comfort

Mission 3: Improve Urban Infrastructure and Utilities Management as well as Environmental Arrangement

Mission 4: Reinforce Economic Capacity for the City

Mission 5: Improve the Quality of Citizens

From the missions mentioned above, the strengthening of SDGs in Jambi City is expected to support the third, fourth, and fifth mission. The fourth mission relates to developing a populist economy oriented towards Small and Medium Enterprises (SMEs). The mission also relates to the pillars of industrial clusters, technopreneurs, and innovation networks. For the 5th mission, it aims to improve the quality of life of the community both in terms of economy, sanitation, and public facilities.



Figure 3.3 Relations Between Jambi City's Mission and Regional Development Targets in Accordance with the RPJMD regarding Priority SDGs in VLR Development





Local Government's Commitment to SDGs

Local governments are committed to implementing SDGs through efforts and actions to support and achieve the determined goals in the 2030 Agenda for Sustainable Development by the United Nations (UN). The SDGs are defined as 17 goals covering a diverse cast of aspects of sustainable development. These goals include poverty alleviation, hunger eradication, access to quality education, gender equality, natural resource management, and others. The commitment to SDGs can be achieved through various actions by local governments, including:

- Integrate** sustainable development principles in regulations, programmes, and projects that have been implemented in Jambi City's development plans;
- Allocate** Jambi City Government's Regional Budget (APBD) to support programmes related to SDGs;
- Collaborate** with private sectors, communities, academicians, and international organisations to collectively achieve SDGs;
- Implement** educational and public awareness programmes on SDGs to push public participation in efforts to achieve SDGs;

The Jambi City Government's commitment on SDGs achievement can be highlighted from various programmes drafted in the Jambi City's RPJMD document for the 2018-2023 period. Programmes related to efforts in achieving SDGs are as follows:

Table 2 Synchronisation between RPJMD and SDGs

Programmes	SDGs
<ol style="list-style-type: none"> Strengthen Economy and Alleviate Poverty Improve the Quality of Human Resources Empowerment and Family Prosperity Improvement (<i>Keluarga Sejahtera</i>/KS) 	
<ol style="list-style-type: none"> Human Resources and Healthcare Capacity Building Pharmacy, Medical Equipments, Food, and Beverages Procurement Public Empowerment in the Health Sector Individual and Public Healthcare Fulfillment 	
<ol style="list-style-type: none"> Management and Development of Drinking Water Supply System Settlement Development Management and Development of Wastewater System Management and Development of Drainage System 	
<ol style="list-style-type: none"> Buildings and Environment Arrangement Community Institutions, Customary Institutions, and Customary Law Community Empowerment Capacity Building for Youth Competitiveness 	

Source: The RPJMD Document for 2018-2023 Period

Chapter 4

General Condition of SDGs Achievements



The Sipin Lake Tourism Area in Jambi City is all set to become the venue of world cities resilience project against climate change. With this project, Jambi City will contribute to the global climate resilience. The project is expected to be completed in 2026 in order to create an ecological area that is environmentally sound, biodiverse, sanitised, and economically beneficial for the community in Lake Sipin, Jambi City.

Chapter 4: General Condition of SDGs Achievements

Goal 1: End All Forms of Poverty Everywhere



Percentage of the Population Below the Poverty Line

Poverty is viewed as an economic incapacity for people who cannot fulfil basic food necessities of 2,100 kilo calories (kCal) as well as non-food needs. This concept of basic needs approach is utilised by the government through Statistics Indonesia (BPS) and several other countries in measuring poverty. A person is considered impoverished if the average expenditure per capita is below poverty line. Meanwhile, poverty line is defined as a measurement of the amount of currency (rupiah) needed to achieve adequate living that covers the minimum fulfilment of both basic food and non-food needs.

Based on the data calculated by BPS for the Jambi Province, the percentage of population below poverty line in Jambi City of 2022 is above the percentage of impoverished population in the province. The number reaches to 8.33% of the population in Jambi City. This should garner special attention for the city government to solve this issue. The data of impoverished population in Jambi Province are as follows:

Table 3 Percentage of Impoverished Population (PO) of the 2020-2022 Period

Region	Percentage of Impoverished Population (PO)		
	2020	2021	2022
Jambi Province	7.58	8.09	7.62
Kerinci	7.30	7.71	7.57
Merangin	8.63	9.11	8.70
Sarolangun	8.42	8.87	8.48
Batanghari	9.65	10.05	9.63
Muaro Jambi	3.83	4.53	4.47
East Tanjung Jabung	10.95	11.39	10.91
West Tanjung Jabung	10.29	10.75	10.00
Tebo	6.26	6.68	6.34
Bungo	5.80	6.23	5.38
Jambi City	8.27	9.02	8.33
Sungai Penuh City	3.03	3.41	2.97

Source: Statistics Indonesia (BPS) for Jambi Province, 2022

Poverty in Jambi City is still at a high rate of 8.33% in 2022, making it considered as a strategic issue of high priority in future development. However, in 2021, the poverty rate was at 9.02%, showing positive results in poverty reduction although it has not shown a significant decline. When viewed

from the number of impoverished people, Jambi City has a total of 50,400 impoverished people in 2022 shown in the following figure:

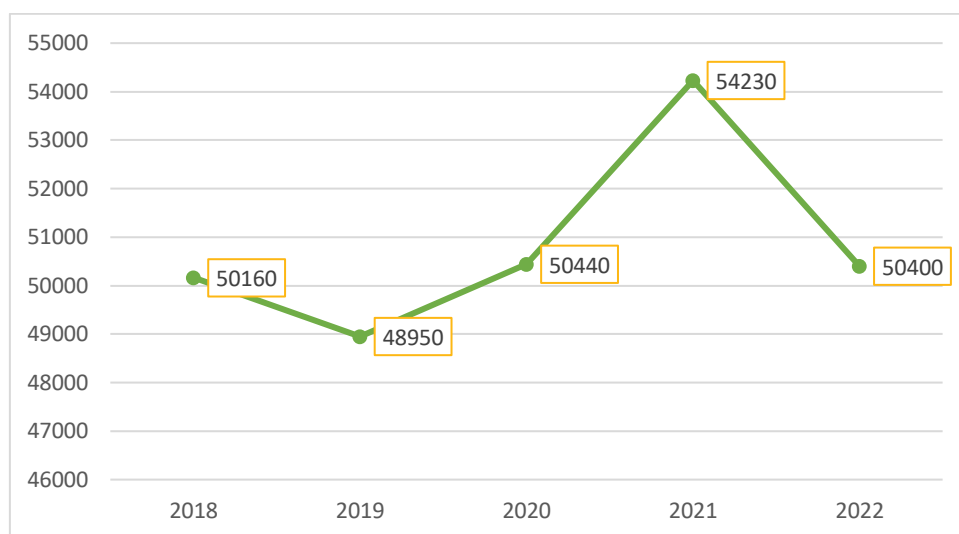


Figure 4.1 Number of Impoverished Population in Jambi City in the 2018-2022 Period
Source: Statistics Indonesia (BPS) for Jambi City, 2022

As seen from the graph above, the number of impoverished populations increased between 2020 and 2021. The highest rise of poverty in Jambi City occurred in 2021, at 3,790 people (7.51%). The significant increase of poverty in Jambi City at that period was mainly due to the impact of the COVID-19 pandemic, which caused a significant decline in economic stability.

The fluctuation of poverty rate will influence the number of extreme poverties in Jambi City. According to the World Bank and the UN, extreme poverty is defined as a condition where the welfare of a certain population is below the extreme poverty line which is around USD 1.9 Power Purchasing Parity (PPP). In 2021, the line was around IDR 10,739 per capita per day. Subsequently, the Jambi City BPS measured the amount of population under extreme poverty in 2022 at 1.08% (6,562 people). The extreme poverty rate in Jambi City can be seen as follows:

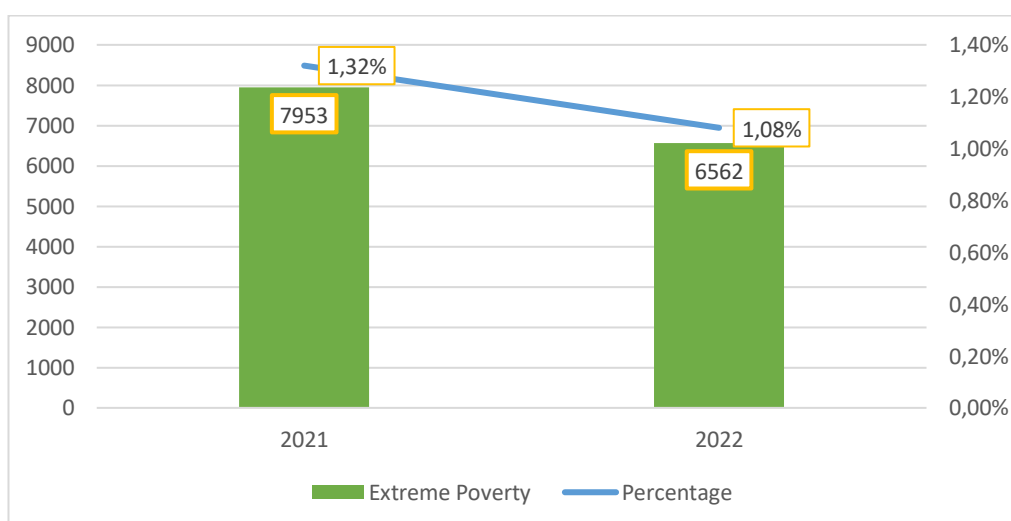


Figure 4.2 Extreme Poverty Rate of the 2021-2022 Period
Source: Statistics Indonesia (BPS) for Jambi City, 2022

The Jambi City Government has set policies to reduce the number of impoverished and extremely impoverished people by providing innovative programmes. These programmes are implemented to tackle poverty issues which includes the Bangkit Berdaya Programme (Build Intensive Village Based on Self-reliance Systems) and the Kampung Bantar Programme (Clean, Safe, and Smart Villages). The Bangkit Berdaya and Kampung Bantar programmes are the flagship poverty alleviation programmes by the Jambi City Government which has succeeded in solving the common urban problems of poverty as well as the quality and quantity of urban utilities. Moreover, the Bangkit Berdaya programme was part of the Top 30 World Innovations and won the International Observatory on Participatory Democracy (IOPD) Recognition Award in Montreal, Canada in 2017.

Percentage of Accomodation of People with Welfare Problems (PMKS)

The significant increase of elderly population will influence basic social services that must be provided by the Jambi City Government. Based on the results of data collection by the Jambi City Social Service, the number of elderly people in 2022 were approximately 1,699 for the displaced elderly people and 1,582 for the poor elderly people. In the same year, a total of 1,582 poor elderly people has received assistance through the State Budget (APBN). Not all elderly people are neglected but most of them come from impoverished families. The establishment of social facilities such as nursing homes can help maintain the welfare of the elderly who are considered as PMKS. Currently, Jambi City only has one nursing home, highlighting the lack of quality social services for the elderly in the city.

In accordance with the Law No. 11 of 2009 on Social Welfare, the implementation of social welfare can be realised through social insurance and protection. The implementation of social insurance aims to aid the people categorised as PMKS who suffer welfare issues to attain adequate basic needs. Moreover, social protections are dedicated to lessen social vulnerabilities in certain populations. In 2022, approximately 2,412 people from the PMKS category received social aid to fulfil their basic needs. To achieve this target, a comprehensive capacity-building programme for social services was implemented.

Apart from providing aids for basic needs, the Jambi City Government through its Social Department held socialisation and training programmes for the socially vulnerable populations. These trainings include culinary training and support for Kelompok Usaha Bersama/KUBE (Collective Businesses) based on each of their expertise.

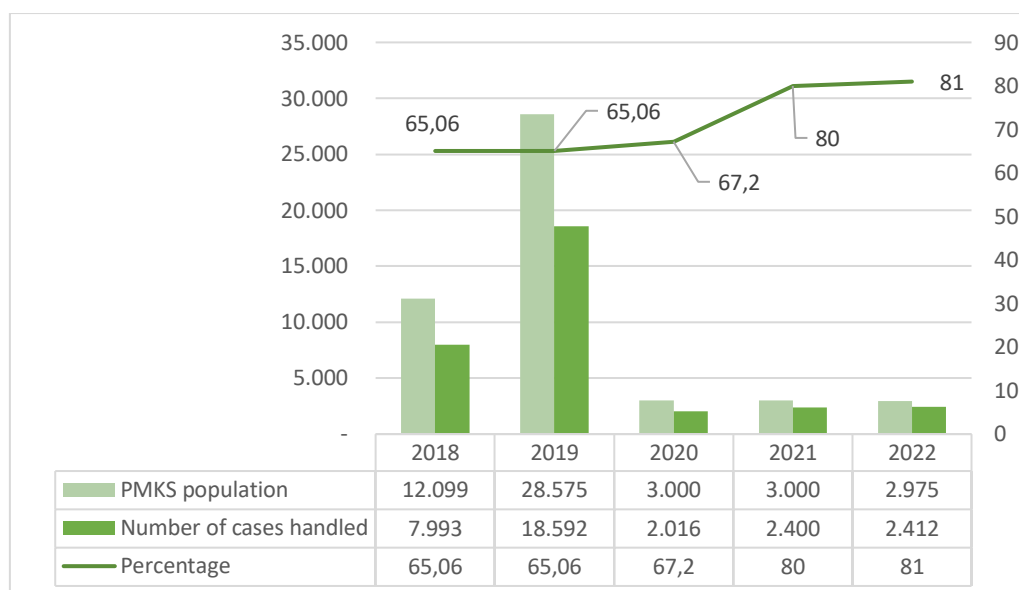


Figure 4.3 Treatment for PMKS Populations in Jambi City of the 2013-2020 Period
Source: The Social Department of Jambi City Government, 2023

Percentage of Clean Water Services Coverage

The improvement clean water service coverage is increasing rapidly. This can be seen from the data provided by the Tirta Mayang Local Government-Owned Water Utility (PDAM), where the service coverage has reached 70.9% in 2020 and continued to increase to 75.87% in 2022. However 24.13% of the area still require adequate clean water services and facilities, including piped networks. Tirta Mayang PDAM continues its support to increase equal coverage of clean water services in Jambi City. Additionally, Tirta Mayang PDAM may face challenges in providing clean water services due to the increasing numbers of housing and clean water needs.

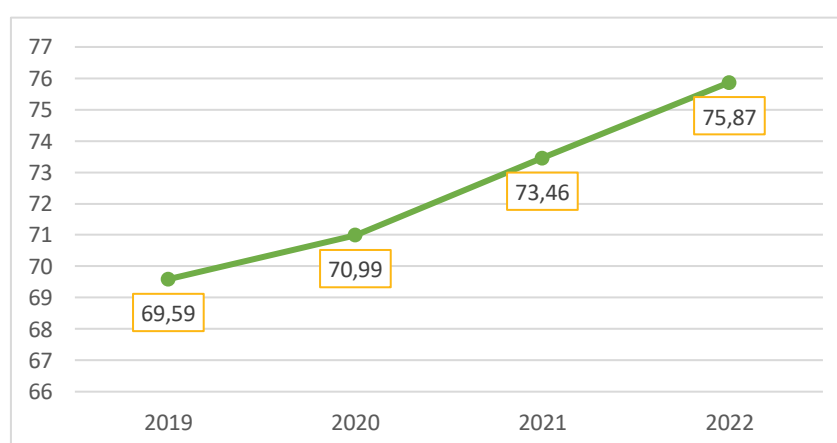


Figure 4.4 Clean Water Services Coverage by Tirta Mayang PDAM
Source: Tirta Mayang Local Government-Owned Water Utility (PDAM), 2023

Percentage of City Slum

In accordance to the Law No. 23 of 2014 on Local Governance, the authority in housing and settlement management for local governments cover particular areas, which include housing complexes, settlements, slums, public facilities, infrastructures, and utilities (PSU), as well as

certification, qualification, classification, and registration for housing and settlement. Aside from formal housing matters, there are several quality control measures required to improve adequate housing. The Jambi City Government efforts in managing uninhabitable houses (Rumah Tidak Layak Huni/RTLH) can be seen from the graph below:

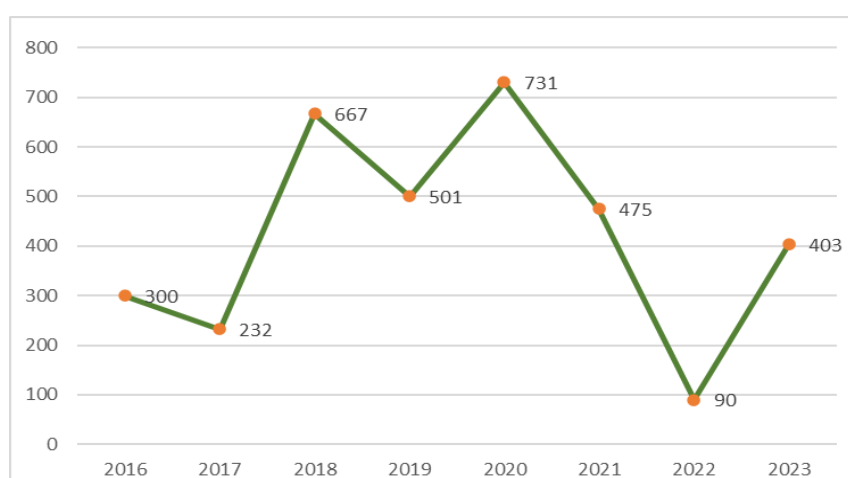


Figure 4.5 Number of Rehabilitation for Uninhabitable Houses

Source: Public Housing and Settlement Department of Jambi City Government, 2023

The Jambi City Government is committed to providing adequate housing for people in need. One of the programmes include house rehabilitation (Bedah Rumah) for families. Since 2016, around 3,399 units of houses have received quality improvement from rehabilitation programmes. Based on the data provided by the Public Housing and Settlement Department of the Jambi City Government, the government has allocated its budget around Rp55,458,875,000 to renovate uninhabitable houses between the period of 2016 to 2023.

Number of City Slum Area

The 2020 data on the number of houses per district in Jambi City became the basis for the city government to put slum management as a priority target. In accordance with the Jambi City Mayor's Decree of 2016, the target of slum management in Jambi City has been set at 38 locations, with an area of 986.57 ha. This slum management measure was based on the integration of programmes between diverse stakeholders, ranging from governmental institutions from cities/districts, province, and central government as well as private institutions. The management programmes have successfully reduced the area of city slums from 986.57 ha to 147.7 ha in 2022, with details provided in the following table:

Table 4 City Slums Area in Jambi City Based on the Mayor's Decree

Area Name	Area (Mayor's Decree 2016)	Slums Area Reduction Coverage in 2022 (Ha)	Remaining Area in 2022 (Ha)
1. Orang Kayo Hitam Slums	10,06	10,06	0
2. Beringin Slums	23,02	20,57	2,45

Area Name	Area (Mayor's Decree 2016)	Slums Area Reduction Coverage in 2022 (Ha)	Remaining Area in 2022 (Ha)
3. Cempaka Putih-Sei. Asam Slums	45,41	45,41	0
4. Lebak Bandung Slums	3,71	3,71	0
5. Talang Jauh Slums	18,01	18,01	0
6. Pakuan Baru Slums	13,93	13,93	0
7. Payo Lebar Slums	3,41	3,41	0
8. Jelutung Slums	27,03	27,03	0
9. Kebun Handil Slums	9,89	6,65	3,24
10. Handil Jaya Slums	4,12	4,12	0
11. Suka Karya Slums	3,41	3,41	0
12. Kenali Asam Atas Slums	2,6	0	2,6
13. Legok Slums	147,34	89,85	57,49
14. Murni Slums	14,04	14,04	0
15. Solok Sipin Slums	1,61	1,61	0
16. Sejinjang Slums	64,19	64,19	0
17. Kasang Slums	36,28	33,24	3,04
18. Rajawali Slums	29,41	9,7	19,71
19. Kasang Jaya Slums	9,97	0	9,97
20. Tanjung Sari Slums	51,72	44,75	6,97
21. Tanjung Pinang Slums	53,98	48,44	5,54
22. Sulanjana – Budiman Slums	55,13	55,13	0
23. Payo Selincah Slums	8,79	0	8,79
24. Penyengat Rendah Slums	41,13	41,13	0
25. Teluk Kenali Slums	14,16	14,16	0
26. Buluran Kenali Slums	18,09	18,09	0
27. Pematang Sujur Slums	36,16	36,16	0
28. Telanaipura Slums	2,55	2,55	0

Area Name	Area (Mayor's Decree 2016)	Slums Area Reduction Coverage in 2022 (Ha)	Remaining Area in 2022 (Ha)
29. Rawasari Slums	7,29	0	7,29
30. Kenali Besar Slums	13,64	0	13,64
31. Bagan Pete Slums	6,97	0	6,97
32. Jelmu Slums	12,14	12,14	0
33. Mudung Laut Slums	31,1	31,1	0
34. Tengah Slums	14,26	14,26	0
35. Tanjung Johor Slums	2,8	2,8	0
36. Tanjung Pasir – Tanjung Raden – Pasir Panjang Slums	70,54	70,54	0
37. Arab Melayu Slums	23,91	23,91	0
38 Ulu Gedong – Olak Kemang Slums	54,78	54,78	0
Total	986,58	838,88	147,7

Source: Public Housing and Settlement Department of Jambi City Government

The target of quality improvement on slums in 2022 was at 66.12% or equivalent to 138,55 ha of total slums area in Jambi City. The realisation of the programme has reached above target at 66.55% or around 139.24 ha of total slums area. Therefore, the total area of quality improvement on slums until 2022 has reached an area of 838.88 ha.

Basic Social Protection Services Expenditures

Regional expenditure regulations are implemented by regulating spending patterns to be effective, efficient, proportional, focused, transparent, and accountable, particularly for regional expenditures. The priorities of expenditures are listed as follows:

1. Fulfilment of budget allocation for certain affairs and sectors in accordance to the laws and regulations.
2. Fulfilment of budget allocation for regional services and apparatus.
3. Activity expenditure budgeting that is proportional, rational, effective, and effective based on priority programmes (Money Follow Programme, Holistic-Thematic, Integrative, and Spatial). These programmes are implemented to fulfil political appointments as well as implement priority programmes by the local government.
4. Minimum Services Standard Fulfilment (SPM) in accordance to the Law No. 23 of 2014 Concerning Local Governance. The law specifies six mandatory governmental affairs related to basic services, including the education sector, health sector, public works and spatial planning

sector, public housing and settlement sector, peace sector, public security and protection sector, and social sector;

5. Fulfilment on budget allocation for priority activities based on public aspiration conveyed through working visits of the Regional House of Representatives (DPRD) during recess.
6. Expenditure allocation to support the central and the Jambi Province governmental priority programmes and activities.

Based on the data on RPJMD Document of Jambi City for the 2018-2023 period, the budget allocation for social assistance and subsidy activities can be seen in the following chart:

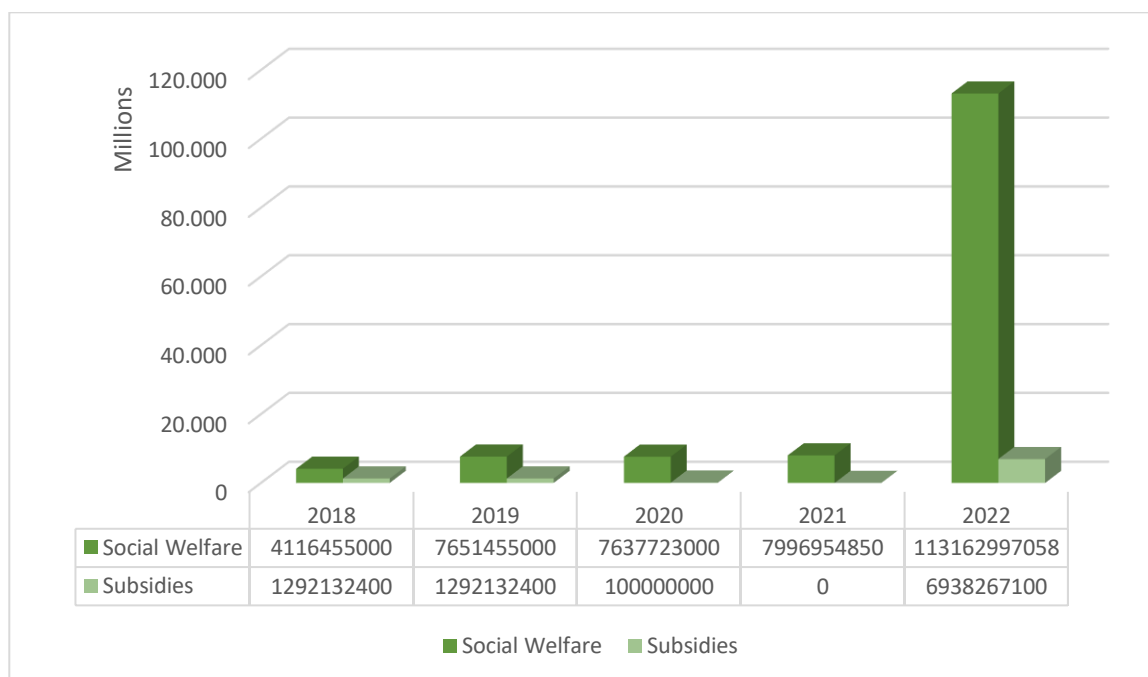


Figure 4.6 Expenditure Budget on Social Assistance and Subsidy
Source: The RPJMD Document of Jambi City for 2018-2023 Period

Goal 3: Ensure Healthy Lives and Promote Well-being for All



Maternal Mortality Rate

Maternal mortality rate (AKI) refers to deaths of women due to complications from pregnancy, during childbirth, or 42 days after childbirth regardless of specific pregnancy issues, including length of labour, the location of maternity centre, cause and treatment of pregnancy, or not caused by other circumstances at all, per 100,000 live births. The fluctuation of maternal mortality in Jambi for the 2013-2022 period can be seen from the following graph below:

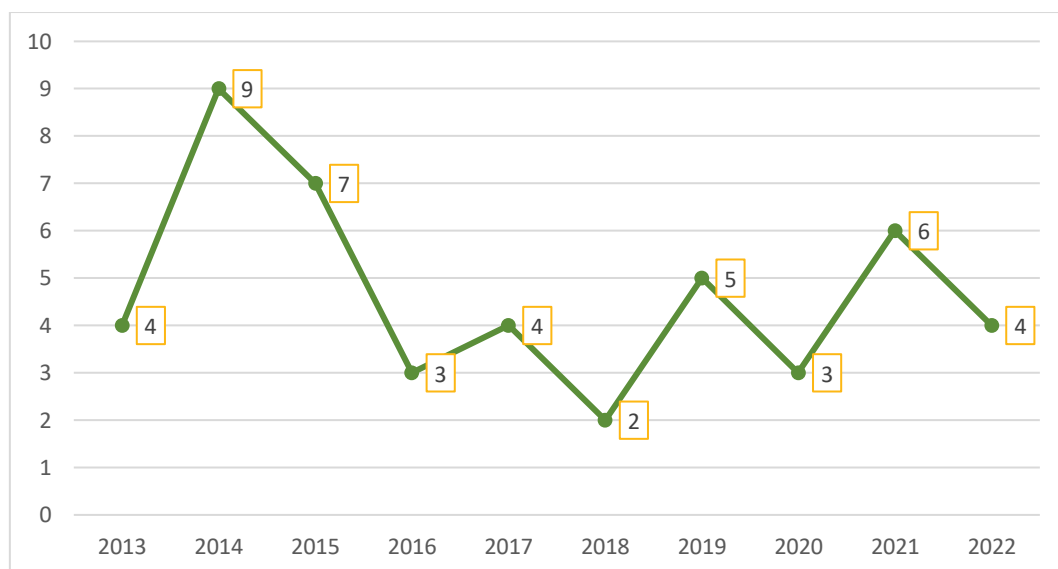


Figure 4.7 The Fluctuation of Maternal Mortality Rate in Jambi City for the 2013-2022 Period
Sources: Health Department of Jambi City Government, 2023

Infant Mortality Rate

Infant Mortality Rate (AKB) refers to deaths of infants aged less than one year per 1,000 live births rate in certain years, or the probability of a newborn death before reaching exactly one year of age (expressed per 1,000 live births). The AKB is a crucial indicator to reflect the state of healthcare status in a community.

The progress achieved in the prevention and eradication of various diseases that cause death will be reflected by the decline of infant mortality rate. Thus, the infant mortality rate is a sensitive benchmark of all intervention efforts undertaken by the government, especially in the health sector. The fluctuation of infant mortality rate in Jambi City can be seen in the following figure.

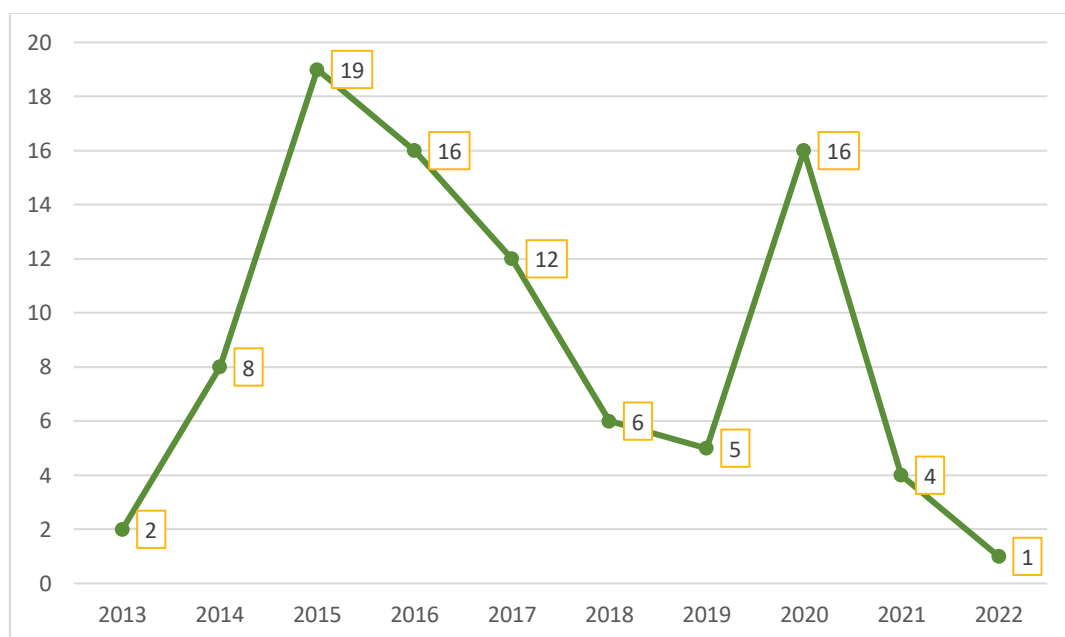


Figure 4.8 The Fluctuation of Infant Mortality Rate in Jambi City for the 2023-2022 Period
Source: Population Control and Family Planning Department of Jambi City Government

Based on the data above, the AKB in Jambi City for the 2013-2022 period experienced fluctuations. The lowest rate of mortality was in 2022 with the recorded rate of one infant death, while the highest was in 2015 with the recorded rate of 19 infant deaths. The rate declined until 2020 when it reached 16 infant deaths, influenced by the COVID-19 pandemic. The significant increase of infant mortality rate urged the Jambi City Government to directly intervene in a massive scale to impact the fluctuation until 2022, resulting in a significant improvement on decreasing the rates.

Total Fertility Rate

The Scope of Authority for Population Control and Family Planning is mandated by the Law No. 23 of 2014 Concerning Local Governance. The law specifies the scope of authority covering the mapping of population control, the implementation of communication, information, and education of population control (concerning topics ranging from medical to local wisdom), distribution of contraception tools and equipment, utilisation of Counselling and Field Officiating of Family Planning (PKB/PLKB), as well as counseling for a properous family. Populations as human resources serve as an integral part of local development. However, with no proper management in developing the resources, issues hindering local development may arise. Therefore, population control regulations must be implemented through the Family Planning (*Keluarga Berencana*/KB) Programme. The implementation of population control and family planning for the 2013-2022 period is highlighted through the fluctuation of the Total Fertility Rate (TFR) in the following table:

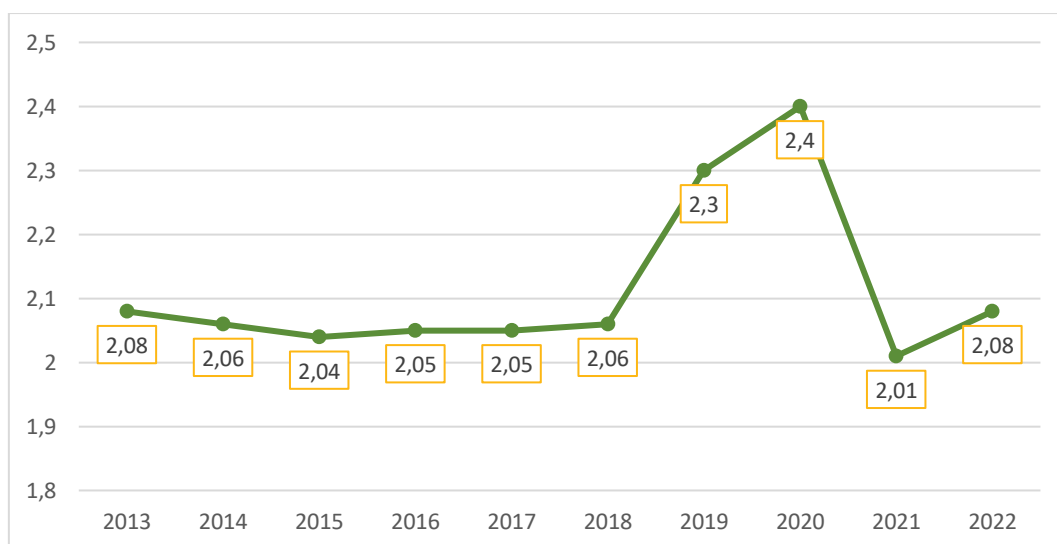


Figure 4.9 The Annual Fluctuation of TFR in Jambi City for the 2013-2022 Period
Population Control and Family Planning Department of Jambi City Government, 2022

Population Control and Family Planning

Populations as human resources serve as an integral part of local development. However, with no proper management in developing the resources, issues that hinder local development may arise. Therefore, population control regulations must be implemented through the Family Planning (*Keluarga Berencana*/KB) Programme. The valuation of population control and family planning for the period of 2020-2022 are as follows:

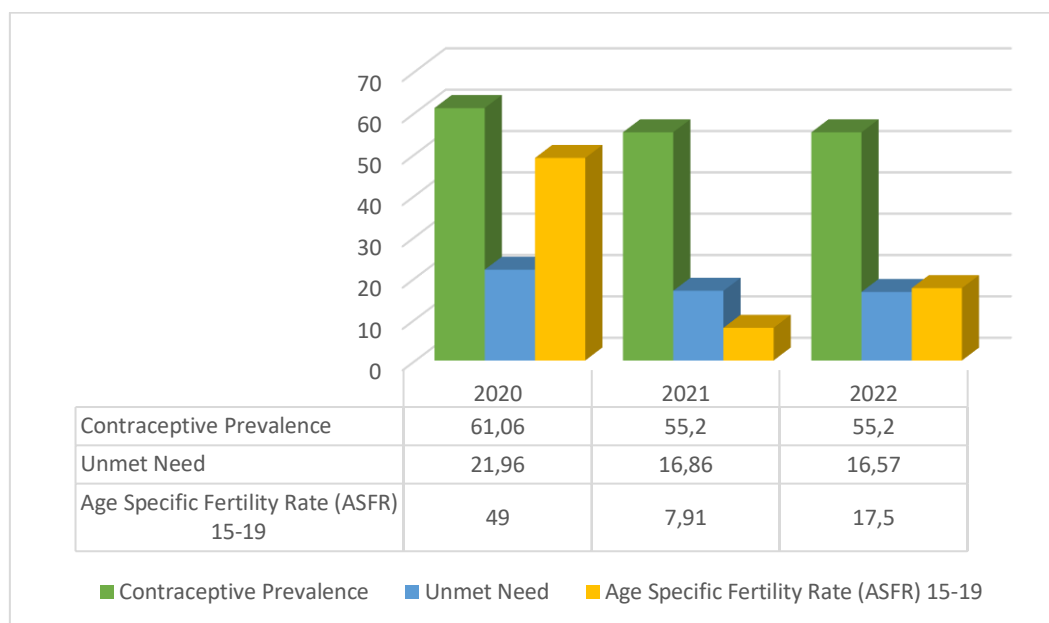


Figure 4.10 The Valuation of Population Control and Family Planning for the 2020-2022 Period
Source: Population Control and Family Planning Department of Jambi City Government

Distribution of Health Workers

Health services is one of the major factors that affects the population's health status. The effectivity of macro-scale health services is decided factors, including health infrastructure accessibility (hospitals, community health centre (*puskesmas*) and treatment centres (*balai pengobatan*)), service workers accessibility (doctors, nurses, midwives, and pharmacists), and service area as well as number of services. The wider the area of health services, the more difficult for the workers to reach out citizens in need of health services. Other relevant conditions regarding health services also includes the more responsibilities required for health workers to carry out their services to higher numbers of population. Such conditions translate into the fluctuation of health workers availability in Jambi City. The availability of doctors in Jambi City has increased from 138 doctors in 2018 to 506 doctors in 2022. The data are as follows:

Table 5 Ratio of Doctors per Population (DPP)

No	Description	2018	2019	2020	2021	2022
1	Number of Doctors	773	868	756	863	846
2	Total Population	591.134	598.103	604.736	612.162	622.012
3	DPP Ratio (%)	130,8	145,1	125,0	141,0	136,0

Source: Health Department of Jambi City Government

The Jambi City Government has provided various health facilities to optimise the health service across the city. These health facilities include two Regional Public Hospitals (H. Abdul Manap and H. Abdurrahman Sayoeti Regional Public Hospitals) as well as 20 community health centres (*puskesmas*). Community health centres (*puskesmas*) are provided to serve public patients and patients with health insurances (including *Jamsostek*, *Trimitra*, and BPJS). Additionally, H. Abdul Manap Regional Public Hospital serves as a Regional Referral Hospital for Eastern Region of Jambi City for any Type C hospitals across Muaro Jambi Regency and East Tanjung Jabung Regency.

According to the Decree of the Minister of Health No. 81/MENKES/ST/SK/I/2004, the standard ratio of public doctor needs is at 30/100,000 or 0.0003 doctors per population. Therefore, Jambi City has reached the ideal standard needs of public doctors.

Goal 6: Ensure Availability and Sustainable Management of Water and Sanitation for All



Households with Safely-Managed Drinking Water Services

The percentage of households that utilise safely-managed drinking water services is measured by the percentage of households with improved basic drinking water source. The water source is located inside the house or on its premises available whenever needed and meets drinking water quality standards. In accordance to the Regulations of the Minister of Health No. 492 of 2010 Concerning Drinking Water Quality Requirements, drinking water is defined as water that, whether treated or untreated, meets health requirements and is safe for direct consumption. The number of clean water costumers at Tirta Mayang Local Government-Owned Water Utility (PDAM) is as follows:

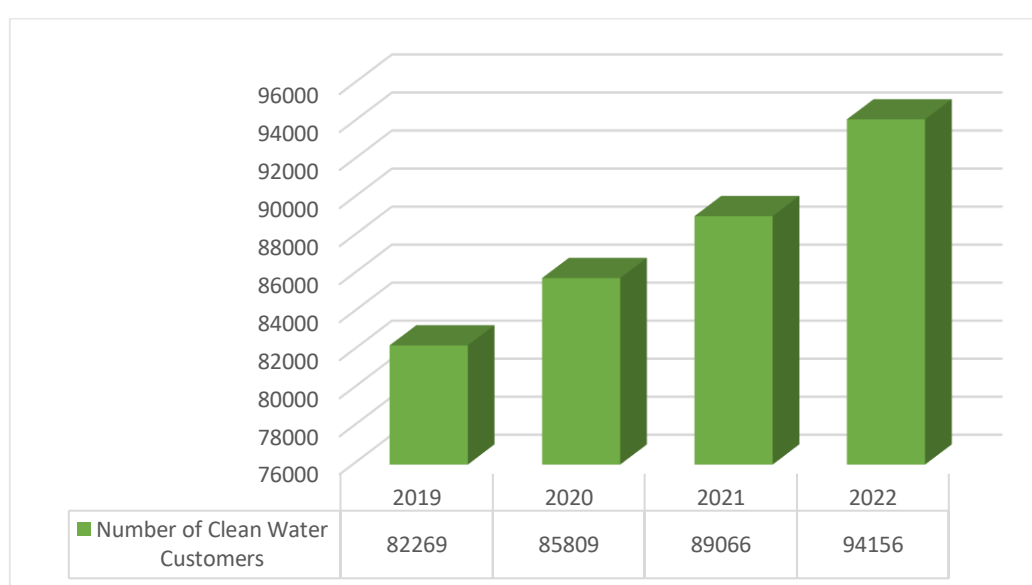


Figure 4.11 Number of Clean Water Costumers at Tirta Mayang PDAM for the 2019-2022 Period
Source: Tirta Mayang Local Government-Owned Water Utility (PDAM) of Jambi City

Liquid Waste Processing Regulations

The Jambi City Government has issued regulations concerning the Permit for Liquid Wastes Processing (*Izin Pengelolaan Limbah Cair/IPLC*). The permit issuance is due to the socio-economic activities that may produce liquid wastes. Thus, any businesses that produce liquid wastes must obtain the IPLC permit. The data provided below is a list companies/businesses that own the IPLC permit in 2017-2022 period. The table of data is as follows:

Table 6 Companies/Businesses Owning the Liquid Wastes Processing Permit (IPLC)

Year	Company Name	Sector/Field
2017	1. RS Islam Arafah	Health Services
	2. RS. MMC	Health Services
	3. Hotel Oduo Weston	Lodging/Hotels

Year	Company Name	Sector/Field
	4. RSUD Raden Mattaher 5. RS. Royal Prima 6. RS. Rimbo Medika 7. PT. Angkasa Pura II cabang Jambi 8. RS. Mitra Hospital 9. RS. Baiturrahim	Health Services Health Services Health Services Airports Health Services Health Services
2018	1. RSUD. Kambang 2. Rumah MMC 3. PT. Batanghari Propertindo 4. RSJ Daerah Jambi 5. PT. Batanghari Tembesi 6. PT. Pertamina (persero) DPPU Sultan Thaha Jambi	Health Services Health Services Malls and Lodging/Hotels Health Services Rubber Processing PT. Pertamina (Persero)
2019	1. PT. REMCO 2. PT. Pertamina EP ASSET- Jambi Field 3. RS. TK. I Bratanata 4. PT. Damarindo Perkasa (Lippo Plaza) 5. PT. Fast FoodIndonesia (KFC)	Rubber Processing Oil Mining Health Services Malls Restaurants
2020	1. Ratu Hotel & Resort 2. PT. Sabang Raya Graha Indah Hotel (Aston Hotel) 3. PT. Wira Viona 4. PT. Pertamina Stasiun Pengumpul (SPU) 5. PT. Pertamina Central 6. PT. Djambi Waras 7. PT. Rimba Palma Sejahtera 8. PT. Temas Alvindo (Jamtos) 9. PT. Angkasa Raya Djambi 10. PT. Dipo Internasional Pahala Otomotif 11. RS. Theresia 12. PT. Fast Food Indonesia (KFC) 13. PT. Batanghari Tembesi 14. PT. Pertamina EP Jambi Field (HSSE) 15. RS. Raden Mattaher 16. RS. Arafah 17. PT. Damarindo Perkasa (Lippo Plaza)	Lodging/Hotels Lodging/Hotels Malls PT. Pertamina (Persero) PT. Pertamina (Persero) Rubber Processing Palm Oil Processing Malls Rubber Processing Automotives Health Services Restaurants Rubber Processing PT. Pertamina (Persero) Health Services Health Services Malls
2021	1. RSUD Kambang 2. RSUD H. Abdurrahman Sayoeti 3. PDAM Tirta Mayang 4. PT. Bongsu Sejahtera (Swalayan Meranti) 5. PT. Jambi Lestari Internasional 6. RS. Mitra Hospital 7. PT. Sabang Raya Graha Indah Hotel (Maxone Hotel)	Health Services Health Services Local Government-Owned Water Utility Supermarkets Laboratories Health Services Lodging/Hotels

Year	Company Name	Sector/Field
2022	1. Aston Hotel	Lodging/Hotels
	2. RS. Rapha Theresia	Health Services
	3. PT. Rajato Mitra Sentosa Hotelindo (Yello Hotel)	Lodging/Hotels
	4. Yayasan Pendidikan Pelita Harapan (Sekolah Dian Harapan Jambi)	Schools/Education Institutions
	5. RS. Islam Arafah Jambi	Health Services
	6. PT. Jambi Distribusindo Raya (Wings Group)	Trading, Household Utilities, Food and Beverages Retail

Source: Environment Department of Jambi City Government

Aside from providing services and monitoring waste processing in businesses, the Jambi City Government has also provided liquid wastes processing for domestic households through sewage systems. The sewage system in Jambi City has been established since 2022. The citizens of Jambi City can also apply for sewage services through *Si Praktis (Sistem Informasi Pelayanan Prima Aktif Tinja Masyarakat)*/Public Faecal Prime Services Information System) mobile application. After signing in, the Public Housing and Settlement Department of Jambi City Government will provide desludging services to citizens every two years.

The cost for desludging services is around Rp 150,000 per 2,000 litres or 2 m³. For business operators, the cost for desludging services is Rp. 800,000 per 4,000 liters or 4 m³. To ensure legal certainty in the implementation of scheduled septic sludge services, the Jambi City Government has issued the Regulation of Jambi City Mayor No. 9 of 2022 Concerning the Provision of Scheduled Septic Sludge Services. The implementation of scheduled septic sludge services is crucial for Jambi City Government in its efforts to maintain environmental health throughout Jambi City.

Goal 11: Make Cities and Human Settlements Inclusive, Safe, Resilient, and Sustainable



Households with Access to Decent and Cheap Housing

According to Law No. 1 of 2011 Concerning Housing and Settlement Area, decent and affordable houses are defined as houses that meet building safety requirements, minimum adequacy of building area, health of their occupants, and their affordability to all citizens. Aligning with SDG Goal 11 Monitoring Framework, there are five criteria to describe slums which consist of durable housing, sufficient living space, access to improved water, access to adequate sanitation, and security of residence.

According to Law No. 23 of 2014 concerning Local Governance, the local governance on housing and settlements covers the following sub-affairs, including 1) Housing; 2) Settlement Area; 3) Slums Area; 4) Public Facilities, Infrastructures, and Utilities (PSU); 5) Certification, Qualification, Classification, and Registration of Housing and Settlements Sector. One of the implementations of public housing and settlement affairs is the asset handover of facilities, infrastructures, and utilities (PSU) of formal housing. Over the last five years, the asset handovers of formal housing have not shown a significant increase in performance. The data are as follows:

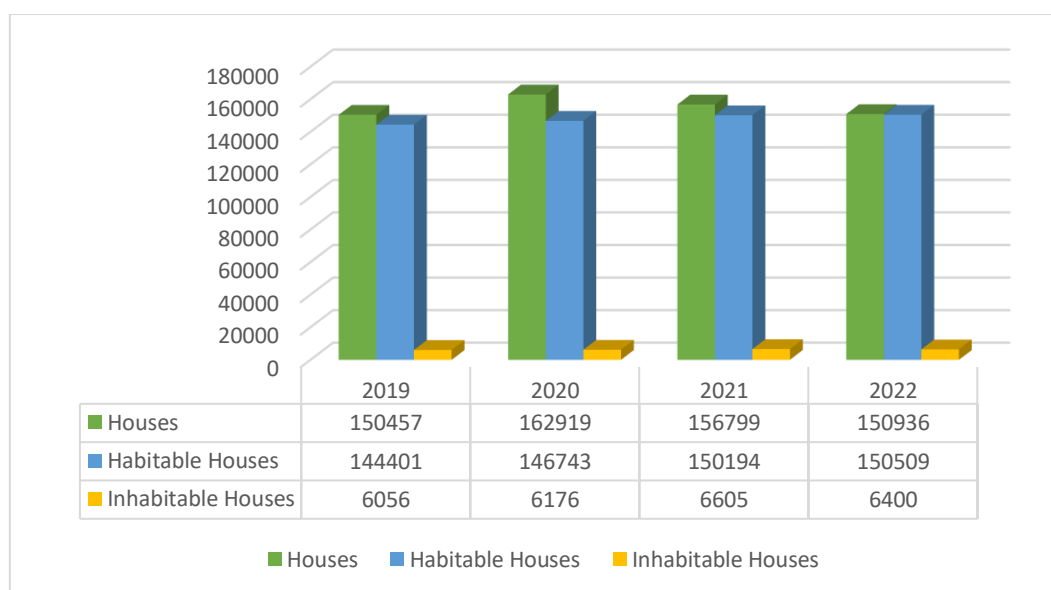


Figure 4.12 Formal Housing Facilities, Infrastructures, and Utilities (PSU)
Source: Public Housing and Settlement Area Department of Jambi City Government

The Jambi City Government has also worked on providing adequate services for Jambi citizens, particularly in providing decent housing through its house revitalisation (*bedah rumah*) programmes. By 2022, the quality increase of uninhabitable houses (RTLH) has reached 2,996 units. Based on the 2022 data, the remaining units of uninhabitable houses are around 6,427 units or only 4.27% compared to all houses in Jambi City. The highest amount of uninhabitable house units is in Pelayangan Sub-district (1,084 units) while the lowest amount is in Pasar Jambi Sub-district (75 units). The following data covers all the units of uninhabitable houses in Jambi City:

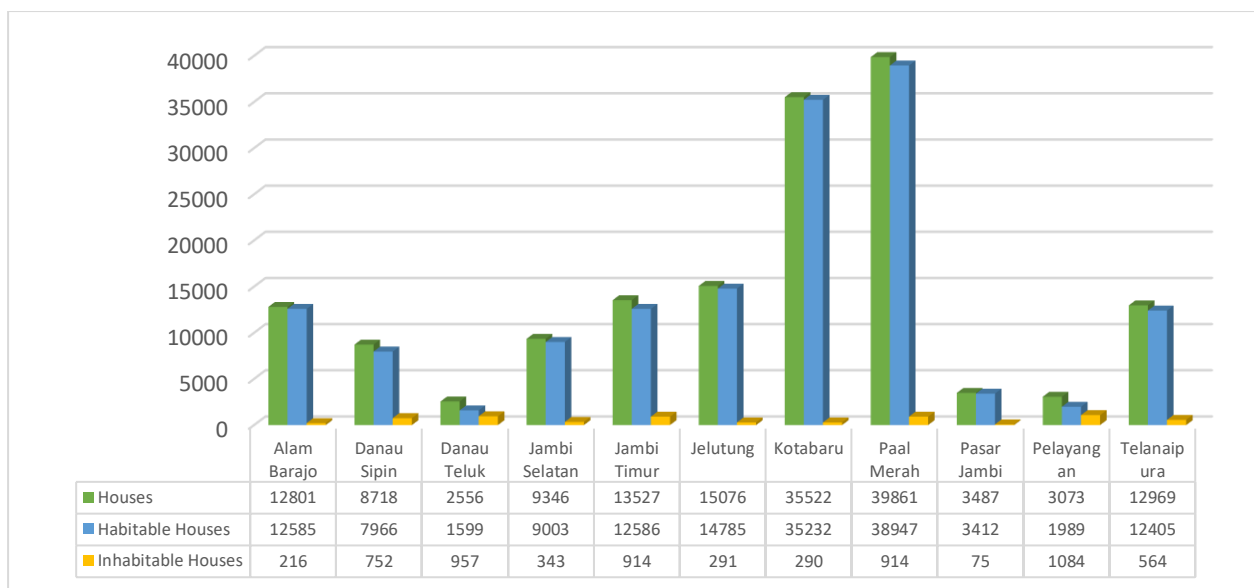


Figure 4.13 Total of Uninhabitable Houses in Jambi City by Sub-districts
Source: Public Housing and Settlement Area Department of Jambi City Government, 2023

The Proportion of Green Open Spaces in Cities

In terms of spatial planning, the compliance ratio with the Regional Spatial Planning (RTRW) is targeted at 100% each year. This target is realized through the orderly issuance of permits in accordance with the spatial allocation set out in Regional Regulation No. 9 of 2013 concerning the Regional Spatial Plan, which includes the spatial structure plan, spatial pattern plan, and strategic area plan. The indicator for the compliance ratio with the RTRW, which is targeted to reach 100% each year, has not yet met the established target. The presence of some violations indicates that compliance with spatial planning requires more effective supervision by technical agencies. In this regard, the Housing and Settlement Areas Office of Jambi City is urged to enhance its professionalism and proactive approach in an administrative order of licensing recommendations and supervision. In addition to compliance with the spatial plan, the fulfillment of the public green open space (RTH) ratio of 20% of the total area of Jambi City, as mandated by Law No. 26 of 2007 concerning Spatial Planning, also remains a concern for the Jambi City Government. The target achievements are highlighted in the following graph.

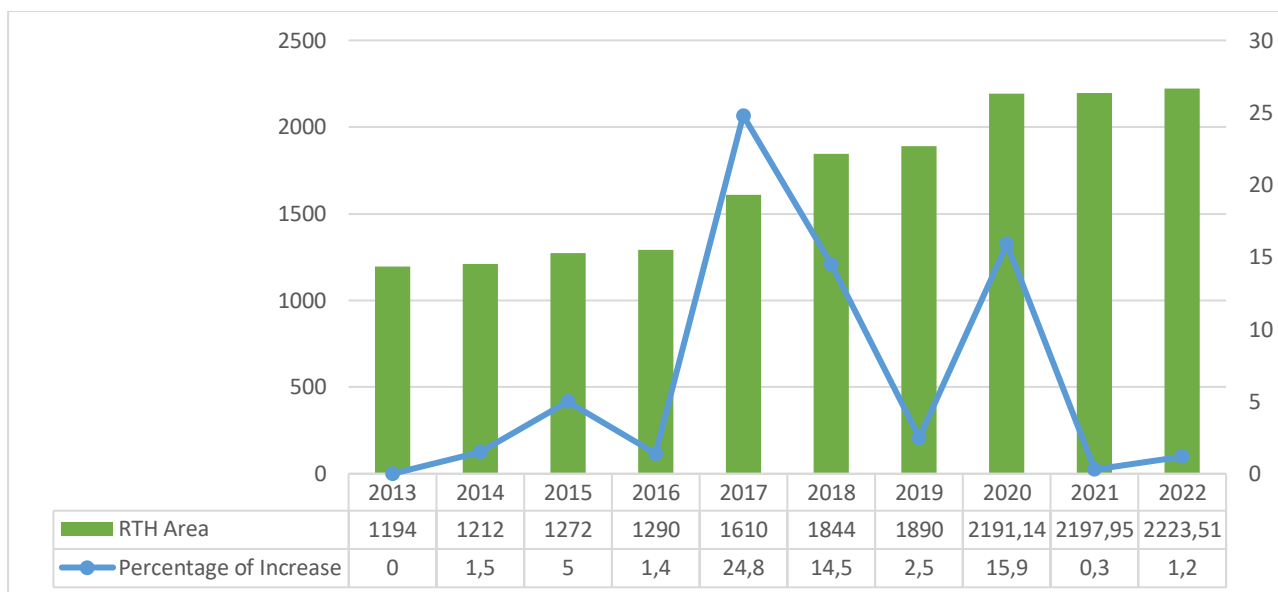


Figure 4.14 Public Green Open Space Area in Jambi City
Source: Environment Department of Jambi City Government

Based on the data above, it can be concluded that the area of public green open space (*Ruang Terbuka Hijau*/RTH) from 2013 to 2022 has shown an increasing trend, with the average annual increase in public green open space area during this period ranging from 0.3% to 24.8%. The green open space ratio in Jambi City in 2013 was 6.81% or 1,194 hectares. One of the efforts made by Jambi City is to conduct more accurate and well-digitised data collection and to continuously implement a "land banking system" each year. After conducting asset and green space digitisation, the improved data for the green open space ratio in Jambi City in 2022 reached 12.67% or 2,223.51 hectares. This significant increase in green open area was largely obtained from data on green spaces owned by the Jambi Province, vegetation in median strips and pedestrian areas, as well as data on the yard areas of residential and non-residential buildings.

Supervision of Environmental Licenses

The authority of local governments in the field of environmental management, as stipulated by Law No. 23 of 2014, includes environmental planning, environmental impact assessments, pollution and damage control, biodiversity management, hazardous waste management, supervision and enforcement of environmental permits and environmental protection and management permits, recognition of the existence of indigenous law communities (*Masyarakat Hukum Adat*/MHA), environmental awards for the community, environmental complaints, and waste management.

In the field of pollution and environmental damage control, the Jambi City Government conducts monitoring and control of water and air pollution, implementation of Environmental Impact Analyses (AMDAL), Environmental Management Efforts (UKL), and Environmental Monitoring Efforts (UPL), supervision of various business types, and actively receiving environmental complaints from the public. The monitoring and control of water quality status in Jambi City are conducted in eight sub-watersheds and three lakes. Based on laboratory analysis of river water samples that were observed/tested and calculated through the Pollution Index, results generally indicate light to moderate pollution. The 2022 monitoring results showed that limiting factors (pressures) were

indicated by parameters exceeding quality standards, including DO, hydrogen sulfide (H₂S), and detergents (methylene blue active substances/MBAS).

The supervision of the implementation of Environmental Impact Analyses (AMDAL) in Jambi City achieved a 100% performance score in 2022, indicating that all activities with potential environmental issues are under government supervision. UKL and UPL serve as part of the supervision and control of businesses and/or activities that do not fall under the mandatory AMDAL criteria. The trend of supervision over the implementation of UKL and UPL has been increasing each year. However, the overall achievement remains relatively low. In 2022, the coverage of supervision over the implementation of UKL and UPL reached 100%. Meanwhile, compliance of businesses and/or activities with administrative and technical requirements for water pollution prevention reached 100% in 2022.

Table 7 Indicators of Pollution and Environmental Damage Control in Jambi City in 2018-2022 Period

No	Indicator	Unit	Year				
			2018	2019	2020	2021	2022
1	Monitoring of Water Quality Status in Rivers	%	100	100	100	100	100
2	Monitoring of Water Quality Status in Water Sources	Points	24	24	29	63	38
3	Monitoring of Air Quality Status	Points	5	9	9	4	4
4	Monitoring Coverage of AMDAL Implementation	No. of Docs.	2	7	2	1	2
5	Monitoring Coverage of UKL/UPL Implementation	No. of Docs.	36	18	59	60	100
6	Number of public complaints due to allegations of environmental pollution and/or the impacts that are followed up on	%	100	100	100	100	100
7	Number of Environmental Research Laboratories	Units	1	1	1	1	1

Source: Environment Department of Jambi City Government, 2023

Waste Management in Jambi City

The waste management in Jambi City over the last five years has shown an increasing trend. In 2018, the amount of managed waste was around 438,520 tonnes, decreasing to 119,723 tonnes by 2022. The volume of waste in the Talang Gulo Landfill (TPA) compared to the transported waste production volume reached the average percentage of 74.97% in 2022.

Table 8 Percentage of Waste Management in Jambi City

No	Performance Indicators	Year				
		2018	2019	2020	2021	2022
1.	Waste Production Volume (in tonnes)	566.594	154.558	156.103,40	158.106,98	159.688,01
2.	Number of Managed Wastes (in tonnes)	438.520	121.755,21	117.445,26	118.999,31	119.723,96
3.	Waste Management Percentage (%)	77,35	78,78	79,24	75,27	74,97
4.	Waste Reduction Percentage (%)	18,10	18,40	18,55	21,45	22,45

Source: Environment Department of Jambi City Government, 2023

The concept of waste management in Jambi City consists of five aspects in the long-term waste management process for the next 20 years. These aspects can be highlighted in the following figure:

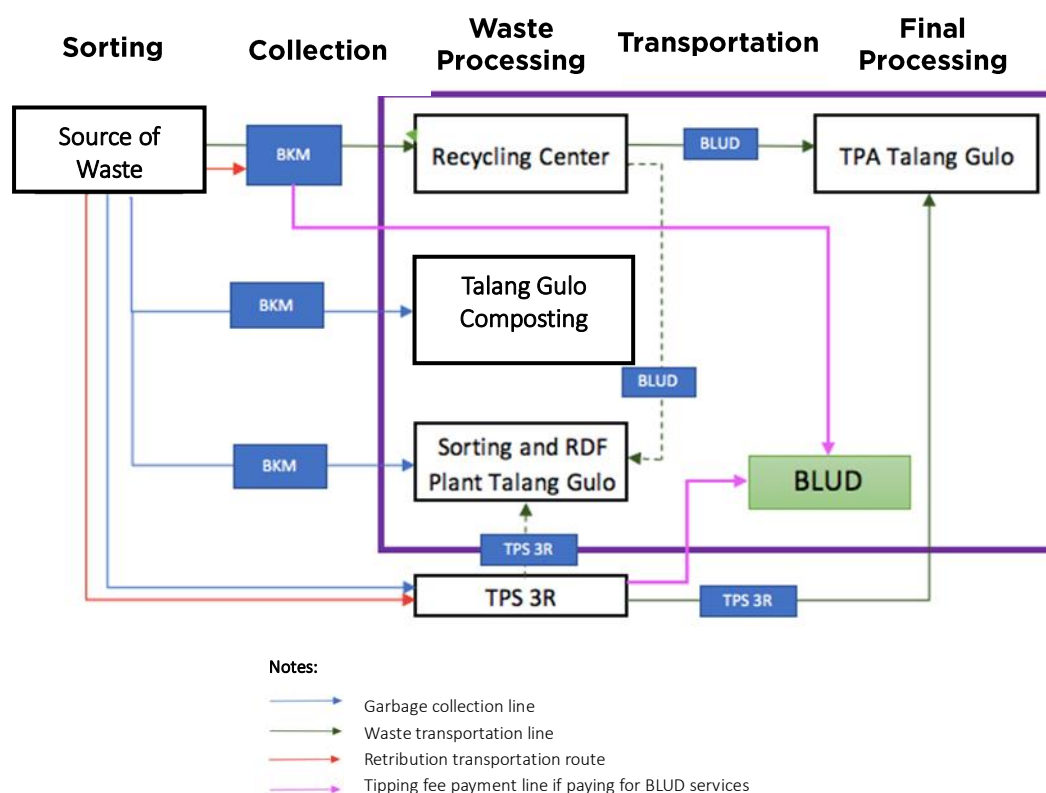


Figure 4.15 Waste Management System in Jambi City

Source: Revised Waste Management Masterplan of Jambi City, 2022

Based on the figure above, Jambi City will undertake several development processes in managing waste. It is expected that waste separation processes will be conducted at the source. During waste gathering activities, two institutions will be involved in this process, namely Community Self-reliance Agency (BKM) and the 3R-Based Landfill (TPS 3R) Operators. For waste service areas outside 3R-Based Landfills, separated waste will be collected through the coordination of the Community Self-reliance Agency (BKM) at village levels.

Jambi City's waste facilities will include a recycling centre at the sub-district level, composting facilities, as well as RDF waste sorting and processing facilities. The latter two facilities will be located at the Talang Gulo Integrated Waste Processing Site (TPST), built through the ERIC 1 Project, thus eliminating the need for transporting residual waste from these processing locations to the final disposal/landfill site.

Waste transport activity will be conducted at the recycling centre by transporting residual wastes to Talang Gulo Landfill (TPA). This activity applies when the recycling centre has processed both organic and inorganic waste. However, if the processing activity only applies to each waste type, then unprocessed wastes will be transported to composting facilities or sorting facilities and RDF plants.

Meanwhile, areas with 3R-Based Landfills can gather wastes in their service areas. Subsequently, 3R-Based Landfill Operators will process the waste, particularly in the process of turning organic waste into compost. Sales of compost products can be coordinated with Regional Public Services Agency (BLUD). Meanwhile, inorganic waste residues that are invaluable will be transported for further processing at BLUD's Sorting and RDF Plants. The activities of transportation, processing, and final disposal are part are part BLUD's services. Users of BLUD's services, namely BKM and 3R-Based Landfills, will pay service fees according to the established rates.



Figure 4.16 Waste Reduction Efforts in Jambi City

Water Quality Index in Jambi City

The Water Quality Index (WQI) of Jambi City has averaged between 32-43 over the past five years, categorised as “Slightly Fulfilling” (water quality is often poor and does not meet standards). The highest pollutant parameter for water is *E. coli* bacteria originating from domestic waste. Meanwhile, the Air Quality Index (AQI) criteria for Jambi City over the past four years have remained “Very Good”, with an index above 88.09.



Figure 4.17 Indicators of Water Quality, Air Quality and Land Covers in Jambi City of 2018-2022 Period
Source: Environment Department of Jambi City, 2023

The Land Cover Index of Jambi City in 2022 has reached 49.92%. Therefore, Environmental Quality Index (EQI) in Jambi City can be measured. In 2018, the rate was at 49.47% and continued to rise at 59.15% in 2022. Based on the aforementioned EQI Data, it is concluded that the environmental quality in Jambi City is categorised as “Fairly Good.”



Goal 17: Partnership for the Goals

Regional Development Cooperation

The Jambi City Government has been actively cooperating with other relevant stakeholders to increase the quality of services and the welfare of Jambi citizens. All collaborations carried out by the Jambi City Government with both foreign and local entities are in the sectors of education, arts, culture and tourism, trade, industry, youth and sports, urban management, environment, health, transportation, creative economy development, and science and technology. The number of collaborations undertaken by the Jambi City Government is as follows:

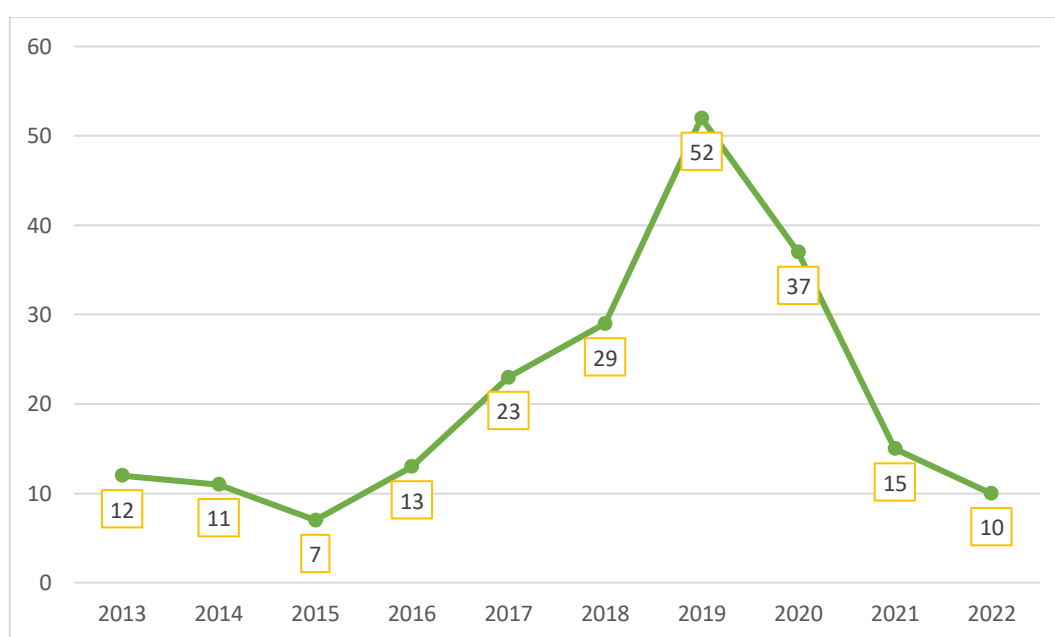


Figure 4.18 Number of Regional Cooperations in 2013-2020 Period

Source: Cooperation Secretariat of Jambi City

Based on Regional Regulation of Jambi City No. 3 of 2021 Concerning Regional Cooperation, the Jambi City Government can establish cooperation with other regions, third parties, and foreign local governments or foreign institutions in accordance with the provisions of laws and regulations with the aim of:

- Increasing the service and welfare of citizens;
- Harmonising the implementation of regional development and synergising potential between regions and/or with third parties;
- Addressing arising issues in the implementation of regional development and positively affect the welfare of citizens;
- Utilising and empowering the potential of each relevant party for collective mutual uses;
- Optimising collective benefit and profit acquisitions;
- Creating harmony, compatibility, and integration in every stage of development;
- Empowering human resources, natural resources, technology of each relevant party for collective mutual uses; and
- Searching for alternative funding to implement development activities outside the allocation of Regional Budget (APBD).

In 2022, the Jambi City Government collaborated with a diverse range of stakeholders, including foreign stakeholders, other local governments in Indonesia, and relevant stakeholders across Jambi City. The stakeholders that collaborated with the Jambi City Government are as follows: UCLG ASPAC, German Development Bank (KfW), Islamic Development Bank (IDB), ICLEI, BRI Bank, Mandiri Bank, University of Jambi, Batanghari University, Universitas Terbuka, and Bank Pembangunan Daerah 9 Jambi.

Percentage of Internet Users

The role of the internet has been increasingly crucial for today's global economic, social, and political matters. The dynamic technological change has influenced the immediate needs for adequate internet services. Subsequently, this also corresponds with the significant increase in public expenditures for adequate internet services. Thus, the number of both fixed and mobile internet users are continuously growing.

Based on the survey conducted by the Indonesian Internet Service Organiser Association (APJII), the percentage of internet users from the total population by province was 70.0% in 2018 and declined to 66.7% in 2019. In 2022, internet users in Jambi Province increased to 70.7%. The data on internet users in all provinces across Sumatra Island is as follows:

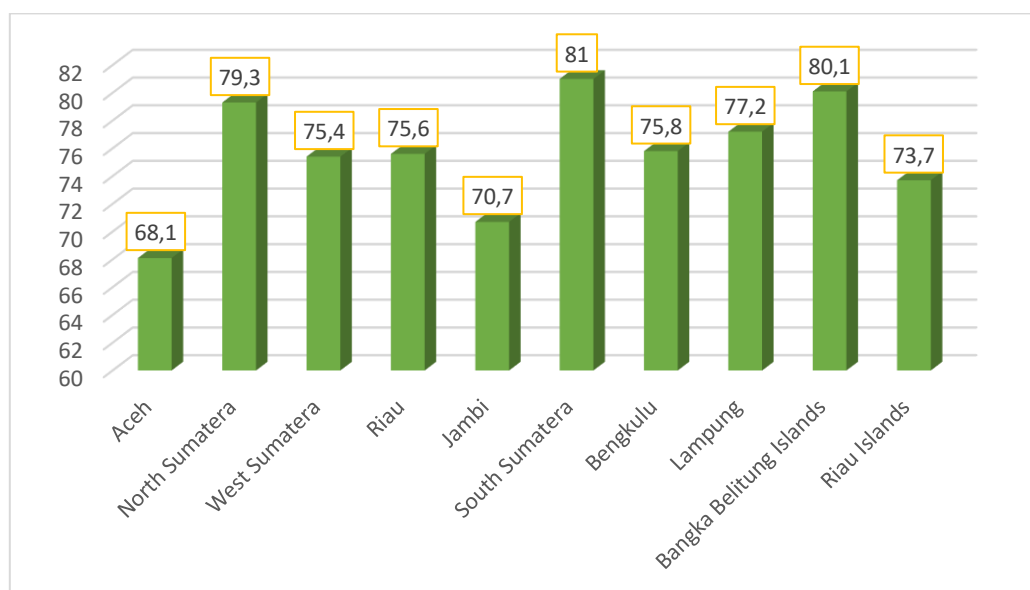


Figure 4.19 Percentage of Internet Users in Sumatra Island (2022)

Source: Survey from the Indonesian Internet Service Organiser Association (APJII), 2022

Chapter 5

SDGs Implementation
Facilities



Mahligai 9 Building's name is derived from the word "*mahligai*" which according to the Indonesian Dictionary (KBBI) means the residential room for kings and their children in a palace or among the royal garden. Meanwhile, the number "9" from the building's name is derived from Jambi Province's motto, "*Sepucuk Jambi Sembilan.*"

Chapter 5: SDGs Implementation Facilities

Financing

Regional Revenue Policies

Regional financial policies encompass strategies in the areas of revenue, expenditure, and regional financing. Regional financial policies also provide an overview of the direction and efforts in financial management. The priority efforts for the future of regional financial policies involved optimising regional revenue and financing as well as enhancing the efficiency and effectiveness of regional expenditures. The development of Jambi City may also benefit from Non-Regional Budget (APBD) funding sources. Besides local revenue (PAD), balance funds, and other legitimate revenues as part of the Regional Budget (APBD), the development funding may also derive from private partnerships, self-reliance community funds, and contributions from business operators through Corporate Social Responsibility (CSR) as forms of Non-Regional Budget (APBD) funding.

The policy directions undertaken by local governments to increase local revenue (PAD) are as follows:

1. Improve the potential of revenue sources through intensification and extensification, particularly in potential tax and levy revenue sources;
2. Optimise the institutional roles and functions of producing regional apparatus;
3. Optimise the utilisation of technology and information system for local revenue management;
4. Increase synergic coordination in the field of local revenue with the Central Government, Provincial Government, producing regional apparatus, sub-district, and village governments;
5. Increase the provision of capital for existing local government-owned enterprises (BUMD) and allocate the budget to establishing new local government-owned enterprises (BUMD), as well as Regional Companies to increase dividends; and
6. Increase the regional asset and finance empowerment.

Additionally, revenue policies can increase balancing funds and other legitimate regional revenues. Revenue policies also serve as an effort to increase regional fiscal capacity. These policies encompass :

1. Encouraging intensification and extensification of revenue sharing fund income sources from both taxes and non-taxes source;
2. Increase data accuracy and resources for base calculation instrument.

Regional Expenditure Policies

Regional expenditure policies are implemented by setting an effective, efficient, proportional, focused, transparent, and accountable expenditure pattern, particularly for priority local expenditures, including:

1. Fulfilment of budget allocation for certain affairs and fields in accordance with laws and regulations.
2. Fulfilment of budget allocation for services and operational regional apparatus.

3. Allocate budget for rational, effective, and efficient expenditure activities based on priority programmes (Money Follow Programmes, Holistic-Thematic, Integrative, and Spatial) to fulfil the political promises and priority programmes of local governments.
4. Fulfilment of Minimum Standard Services (SPM) in accordance with Law No. 23 of 2014 Concerning Local Governance. The law stipulates six mandatory governmental affairs related to basic services including education sector, health sector, public works and spatial planning sector, public housing and settlement sector, peace sector, public security and protection sector, and social sector.
5. Fulfilment of budget allocation for priority activities as public aspiration conveyed through working visits of Regional House of Representatives (DPRD) Leaders and Members during recess.
6. Fulfilment of expenditure for priority programmes and activities of regional apparatus in order to fulfil performance targets and implement regional government affairs.
7. Expenditure allocation to support priority programmes and activities of the Central Government and Jambi Province.

Local Innovations

Kampung Bantar

As an effort to accelerate equitable development in Jambi City, the government issued a regulation through the Regulation of Jambi City Mayor No. 47 of 2014 Concerning Technical Guidelines for the Arrangement of “*Kampung Bantar*” (Clean, Safe, and Smart Villages). This regulation aims to accelerate development at the sub-district level, ensure equitable development, promote the development of independent business sectors within



community groups, and enhance community self-reliance and cooperation to create a healthy competitive atmosphere between villages in the urban and sub-district areas of Jambi City.

The objective of the “*Kampung Bantar*” Programme is to transform the smallest neighbourhood community at the neighbourhood-level (*Rukun Tetangga*/RT) into an environmentally conscious area that is clean and healthy, with adequate sanitation facilities and infrastructure, livable and well-organised housing (comfortable), safe and orderly, with a sufficiently good socioeconomic standard of living (productive), while always maintaining the spirit of cooperation, religious values, national solidarity, customs, and legal norms in a more moral, traditional, and cultural community and national life. The *Kampung Bantar* Programme has unique and innovative features that serve as strengths in this program, namely:

- a. Reliance on community involvement in local development for the surrounding environment through **collective efforts** and **rewards**.
- b. All activities concerning the fulfilment of *Kampung Bantar* indicators are fully committed by the community.

- c. The efficiency rate has reached 97%.

Bangkit Berdaya Programme

The Jambi City Government has established the *Bangkit Berdaya* (Intensive and Integrated Development of Villages Based on Community Self-reliance) Programme. The innovation of *Bangkit Berdaya* Programme can accelerate the inter-region development of infrastructures across Jambi City.

The *Bangkit Berdaya* Programme aims to accelerate the development of infrastructures, facilities, and utilities in neighbourhood (RT) environments. With the programme, communities can propose regional infrastructure development plans to the local neighbourhoods. Subsequently, the proposal will be followed up by village governments and further to sub-district governments. Lastly, the development programme proposal will be verified by related governmental departments and the Jambi City Government will follow up on the implementation of the programme. The implementation of *Bangkit Berdaya* Programme has been carried out since 2014. The achievements of the *Bangkit Berdaya* Programme are as follows:



Source: The Regional Development Planning Agency/Bappeda of Jambi City

The *Bangkit Berdaya* Programme has successfully saved the government's budget for infrastructure development needed in Jambi City. By 2022, the Jambi City Government has a cost expenditure of IDR 43,075,482,372 for the *Bangkit Berdaya* Programme. To measure the efficiency of the programme's expenditure, we highlight the construction of roads as an example. The standard budget for constructing roads is IDR 1,500,000/metres. With the current budget of *Bangkit Berdaya* Programme, the construction could cover only 28,717 metres. However, the programme has constructed around 192,840 metres of roads, making infrastructure development in Jambi City more effective and efficient.

In 2020, the *Bangkit Berdaya* Programme received the IOPD Award Recognition in Montreal, Canada, winning the “Best Citizen Participation” Category. Furthermore, the program positioned Jambi City among the top 30 of 7,000 cities/districts with the most inspiring social innovation, underscoring the role and participation of communities in city developments.

City Drainage Normalisation through the *Pakar Kasih* Programme

The *Pakar Kasih* (Labour-Intensive Clean River) Programme is one of Jambi City’s flagship programmes aimed at accelerating drainage normalisation for Jambi City. This programme also provide income stimulus for the community through labour-intensive (*padat karya*) programmes, employing workers affected by the COVID-19 pandemic. Simultaneously, the *Pakar Kasih* Programme has assisted areas across Jambi City that has been affected by inundations caused by the narrowing of waterways, sedimentation, and waste blockages. The programme has received positive feedback from the local communities.

The *Pakar Kasih* Programme has generated positive impacts on river cleaning for Jambi City and financially improved the local communities in various villages across Jambi City, namely in Sulanjana Sub-district, East Jambi District. The programme has aided the unemployed population affected by the COVID-19 pandemic through its series of activities. For instance, the communities in the Neighbourhood Association (RT) 13 of Lebak Bandung Sub-district, Jelutung District and the Neighbourhood Association (RT) 37 of Simpang 4 Sipin Sub-district, Telanaipura District have contributed to the implementation of the *Pakar Kasih* Programme.

The implementation of *Pakar Kasih* Programme is supported by various local government parties, including Villages and Sub-districts, as well as related Regional Apparatus. Moreover, the programme is also supported by local legal bases, namely the Regulation of Jambi City Mayor No. 37 of 2020 Concerning Technical Instructions of *Pakar Kasih* Programme Implementation and the Regulation of Jambi City Mayor No. 284 of 2020 Concerning Aspects Related to Labour Procurement, Distribution, and Placement. The implementation of *Pakar Kasih* Programme has facilitated the employment of daily casual labours based on villages as part of *Pakar Kasih* contributors.

Table 9 Number of *Pakar Kasih* Programme Implementations

No	Kecamatan	Jumlah Tenaga Kerja	Volume Pengerjaan
1	Alam Barajo	160	10,563 M
2	Sipin Lake	151	8,557 M
3	South Jambi	152	11,300 M
4	East Jambi	214	11,644 M
5	Jelutung	208	13,547 M
6	Kotabaru	164	13,393 M
7	Paal Merah	120	9,748 M
8	Pasar Jambi	50	3,675 M
9	Telanaipura	90	7,100 M
	Kota Jambi	1,318	89,527 M

Source: Regional Development Planning Agency/Bappeda of Jambi City

The *Pakar Kasih* Programme has involved 43 sub-districts across Jambi City, including villages in Alam Barajo, Lake Sipin, South Jambi, East Jambi, Jelutung, Kota Baru, Paal Merah, Pasar Jambi, and Telanaipura Sub-districts. Most of the labours are employed from the villages in the aforementioned sub-districts. In 2020, 1,102 workers participated in the *Pakar Kasih* Programme. Subsequently in 2021, the participants have increased by over 200 workers, employing 1,318 workers in the programme. The early implementation of the programme is focused only in 23 location points. Currently, the focus working locations has increased by 43 location points, which have constructed a total channel length of roughly 89.53 km (210 channels). The average number of workers per village is around 27-37 workers with an average working day of 10-16 days. While the economic growth is recovering, the Jambi City Government will keep on supporting the continuation of the *Pakar Kasih* Programme.



Figure 5.1 The implementation of *Pakar Kasih* Programme through Waterway Cleaning Activity

Single-use Plastic Shopping Bag Reduction

The reduction of plastic waste is crucial to mitigate the impacts of environmental disasters. Furthermore, plastic waste can lead to the depletion of clean water sources, an increase in disease outbreaks, a decline in city hygiene, as well as the breakdown of social and community order.





Figure 5.2 Plastic Shopping Bag Restrictions in Jambi City

The Structuring of Lake Sipin Tourism Area

The Jambi City has taken water quality monitoring activity and coordination activity with related parties in hopes to maintain the environmental quality of Lake Sipin. Furthermore, the government will regularly coordinate through the Environmental Department in collectively (through *gotong royong* principles) cleaning wastes and parasitic plants around Lake Sipin. By collaborating with relevant development partners at local, national, or international levels, the Jambi City Government will also implement area structuring activities in Lake Sipin. Therefore, the government has collaborated with Singapore's Temasek Foundation Urban Resilience Programme (TFURP) and Arup to effectively implement the Eco-tourism Project for Lake Sipin.



Figure 5.3 Lake Sipin Tourism Area

“Aksi Bergizi di Sekolah” (School Nutrition Action) to Reduce Stunting in Jambi City

Stunting has become a significant health concern in Jambi City. Subsequently, the Jambi City Government is committed to massively prevent and decrease the number of stunting cases through concrete efforts. One of them is the implementation of the “Aksi Bergizi di Sekolah” (School Nutrition Action) Programme. This nutrition programme has been implemented in schools through various efforts including additional medicines for female students in Jambi City. Additionally, the programme has also implemented hemoglobin (Hb) examinations to detect anemia, provided additional egg feeding, conduct cross-programme activities, and “smokerlyzer” examination for smokers.

According to the data provided by the Environmental Department of Jambi City, the stunting rate in Jambi City was 17.1% in 2021, and by 2022, the rate are declining to 4%. To decrease stunting rates, the Jambi City Government through the Health Department has provided medicinal tablets and Hb examinations as efforts to campaign “Aksi Bergizi di Sekolah” Programme.

The Jambi City Government has also established the Stunting Countermeasures Acceleration Team (TPPS). The team is dedicated to implement accompaniment activities to future brides, grooms, and families with potential stunting risks, drinking water access and adequate housing, adequate sanitation through Liquid Waste Processing Installation (IPAL) construction and structuring, social, health, and education aid, as well as 100% Open Defecation Free (ODF) implementation.

Multi-stakeholder Collaborations

Jambi City International Partnerships

The Mayor of Jambi City, Dr. H. Syarif Fasha, has implemented the concept of “Entrepreneur Bureacratic” among governmental staffs of Jambi City since 2013. The approach has successfully facilitated communication and partnership in sourcing of international funding for the development of Jambi City. International fundings may help Jambi City in solving development issues that hindered the city in the early services of the mayor. Subsequently, the Jambi City Government has joined various international organisations or agencies in hopes for continuous flow of international aid. As the Mayor of Jambi City, Dr. H. Syarif Pasha is also active in international forums including in two Representative Council positions, UCLG ASPAC (United Cities of Local Government Asia-Pacific) in September 2016 and World-level Representative Council in 2016-2018 Period (Andriano, 2018).

Regional partnership is also crucial to improve the welfare of communities and the quality of public services as mandated in local regulations. Partnership in general is also part of local innovation that has strategic goals in effectivity consideration, public service efficiency, synergy, and beneficial goals. Jambi City is one of the Indonesian city in implementing strategic partnerships. One of them is being an active member in a diverse cast of international organisations, including UCLG ASPAC, ICLEI, UN Habitat, and UNESCAP. Jambi City has also received benefits from both national and international donor agencies through gaining membership of international organisations that has collaborated with other donor countries. Through these collaborative efforts, various aid has been continuously received by Jambi City.

The implementation of international partnerships by the Jambi City Government are as follows:

1. The Jambi City has received aid worth EUR 13.4 million from the German Development Bank (KfW) to improve the development of sanitary landfill in Talang Gulo Landfill Area (TPA). The Indonesian Government has collaborated with the German Government in preparing waste processing programmes for cities in Indonesia, contributing to governmental targets to reduce greenhouse gas (GHG) emissions in hopes to tackle global climate change. The aid was prepared in accordance to the Statement Letter of the Mayor of Jambi City No. 660/725/DKPP/2011 of 26 July 2011 Concerning Availability to Participate in Emission Reduction in Cities Programme by the KfW and Loan Agreement date 02.05.2013 between KfW, *Frankfurt am Main*, and the Republic of Indonesia represented by the Ministry of Finance for Emission Reduction in Cities-Solid Waste Management.

The GHG emission reduction activity involves waste processing and management to reduce the impact of GHG emission. The reduction of GHG emission can be achieved through the development of waste management facilities by implementing integrated waste processing. The purpose of this cooperation agreement is to serve as a reference for the implementation of the Cities Emission Reduction Programme in the context of waste management in Jambi City.

The objective of this cooperation agreement is to achieve reduction goals in greenhouse gas emissions through the closure of the existing landfill and the construction of a new sanitary landfill, as well as to enhance the waste management capacity. The first party in this cooperation is the Directorate of Environmental Sanitation Development, Directorate General of Human Settlements, and Ministry of Public Works and Housing. The second party is the Mayor of Jambi City, acting for and on behalf of the Jambi City Government.

The grant of the landfill development results implemented by the First Party to the Second Party, which will become regional assets, is conducted in accordance with the provisions of the prevailing laws and regulations. Once the development funded by the First Party is completed and/or before the grant, the entire management will be handed over to the Second Party. The term of this cooperation agreement is valid for five years starting from September 7, 2017, and may be extended based on a written agreement between the parties (including Official Archives of the Jambi City Government, Draft Cooperation Agreement of the Directorate of Environmental Sanitation Development, Directorate General of Human Settlements, Ministry of Public Works and Housing, and the Jambi City Government).

2. In 2021, the Jambi City Government has established a “Friendship City” cooperation with Guangzhou City, the People’s Republic of China in the sectors of education, health, and tourism promotion sectors. Since the outbreak of COVID-19 pandemic, this collaboration has also contributed in the telemedicine sector and facilitated by UCLG ASPAC.
3. The Jambi City Government was chosen as the Vice President of the Cultural Committee for Asia-Pacific in 2022-2026 period.
4. Aid from the UN Habitat Settlement Programme amounting to USD 98,950 has been awarded to Jambi City in hopes to revitalise slum areas across Jambi City. Before the implementation of

the programme, UN Habitat held a conference in Indonesia, namely the United Nation Conference on Housing and Sustainable Urban Development or the 3rd Preparatory Committee for Habitat III (Prepcom 3 UN Habitat III), which was attended by 193 countries. Teams formed by UN Habitat also visited several regions in Indonesia to monitor the development of settlements, including in Jambi City. Eventually, Jambi City was selected and received aid from UN Habitat. One of the areas that have received aid in Jambi City is Legok Area.

5. Aid from Islamic Development Bank (IDB) has been provided for the community's Bathing, Washing, and Defecating Needs (MCK) with less adequate MCK facilities, including in Batang Hari Riverbank Area. The IDB has also granted IDR 1.3 trillion to develop campus infrastructures for University of Jambi (UNJA).
6. The Jambi City Government has developed the Ecotourism Project in Lake Sipin in collaboration with Singapore's Temasek Foundation Urban Resilience Programme (TFURP) and Arup;
7. ICLEI has collaborated with Jambi City Government since 2014 to support various governmental programmes concerning climate resilience.
8. Since 2014, the Jambi City Government has sent state civil apparatus (ASN)/governmental staffs to participate training programmes in Singapore through Regular Singapore Corporate Programmes and customised programmes through cooperation with the Singaporean Government and Temasek Foundation. As of today, there are 250 alumni of Jambi City governmental staffs who have participated in the aforementioned programmes.
9. Jambi City is one of five cities that contributed at the UN Climate Change Conference/COP 25 in suggesting ideas for Green Urban Transport Project as well as showcasing innovation in eco-friendly transportation at the Global Forum Urban Resilience and Adaptation in Bonn, Germany. However, the implementation of these proposed projects in Jambi City has been halted due to lack of priority support provided by the National Development Planning Agency (*Bappenas*).
10. The Jambi City Government has submitted their project entry for Green Climate Fund Event in 2021, titled "Jambi City Landfill's Methane Capture and Greenhouse Gases Mitigation." However, the outbreak of COVID-19 pandemic has postponed the processing of the project to the NDA GCF Secretariat Fiscal Policy Agency-Ministry of Finance of the Republic of Indonesia.
11. The Jambi City Government has collaborated with Japan's International Person Exchange Support Association (IPESA) in the sectors of education, health, tourism, and culture sector since 15 December 2022. The goal of this partnership is to improve welfare and the provision of public services.

Jambi City's Partnerships with Local Stakeholders

The implementation of SDGs is not limited to city governments but also involves other relevant parties. Synergies required are not limited to the government and the community themselves but extend to the involvements of other governments, private sector, collaborative communities, academicians, and the media. This multi-level synergy is highlighted in the implementation of the annual Development Planning Meeting (*Musrenbang*) by the Jambi City Government.

The implementation of Jambi City's partnerships with multi-level stakeholders across Jambi City has been carried out according to each proportion or sector of every stakeholder. One of the examples of these partnerships include collaboration in the education sector with various universities in Jambi City (University of Jambi, Batanghari University, and *Universitas Terbuka*). Aside from the education sector, the Jambi City Government has also collaborated in the community development and empowerment sector alongside State-owned Enterprises (BUMN) as well as private parties including Pertamina, Bank 9 Jambi, Sinar Sentosa, and others. Additionally, forms of collaboration between Jambi City and private parties are as follows:

1. The Jambi City Government has made an agreement with Universitas Terbuka to collaborate in the field of education, research, and community service. This collaboration has been carried out through online learning since 15 July 2022 for a period of five years.
2. The Jambi City Government has collaborated with University of Jambi in the field of education, research, and community service, as well as community development and empowerment since 27 June 2022 for a period of five years.
3. The Jambi City Government has cooperated with PT. Bank Pembangunan Daerah Kota Jambi (Bank 9 Jambi) to develop the implementation of services for receipt of payment through e-Levy in the Transport Department of Jambi City. This cooperation agreement has been in place since 2022 for a period of three years.
4. Tirta Muaro Jambi and Tirta Mayang Local Government-Owned Water Utilities are fully committed on forming a partnership in the field of drinking water provision services in the borders of Muaro Jambi District and Jambi City, particularly in Talang Belido Village, Sungai Gelam Sub-district, Muaro Jambi District since 2022 for a period of three years.
5. The Regional Tax and Levy Agency (BPPRD) of Jambi City Government, along with PT. Bank Mandiri (Persero) TBK, formed a partnership in the field of Local Tax Payment Acceptance Services since 29 March 2022 for a period of five years.
6. The Agricultural and Food Resilience Department of Jambi City Government has formed a partnership with University of Jambi's Faculty of Animal Science in the field of education, research, community services, community development and human resource empowerment for a period of four years.
7. The Jambi City Government made a mutual agreement with Politeknik Jambi in the field of education, research, and community services. The goal of this agreement is to improve access, quality, the relevance of the *Tri Dharma* Principles of Politeknik Jambi, efficiency, effectiveness, innovation, the quality of local development programme implementation, and the development of local resources in Jambi City.

8. The Jambi City Government has collaborated with Health Sciences Community College of Baiturrahim Jambi in the field of education, research, community services, and quality improvement of human resources. The scope of this partnership is to improve the quality of education and research, scientific activities and community services as well as human resource development.

Chapter 6

Conclusions



Chapter 6: Conclusions

Conclusions

Based on the discussions in previous chapters, this report will be concluded with the following statements:

1. The Jambi City Government has showcased its commitment to achieving Sustainable Development Goals (SDGs) at the local level. This commitment also reflects the awareness of local governments in the importance of global agenda participation. Engaging in global agenda can create cities that are socially, economically, and environmentally sustainable.
2. Through this VLR Document, Jambi City has highlighted specific issues that are relevant to the current circumstances and local challenges. This also opens opportunities for governments and other relevant stakeholders to be more focused on urgent matters and specifically develop plans to address them.
3. The importance of collaboration between local governments and stakeholders: The process of VLR development involves active participation and collaboration between various multi-level stakeholders in Jambi City, including the community, private sectors, and other relevant community organisations. This can also strengthen the synergy and partnership in hopes to achieve SDGs.
4. By publishing the VLR Document, the Jambi City Government has shown its accountability and transparency in implementing development programmes and regulations. This report may also help the community and other relevant stakeholders to monitor and provide advice to the government.
5. The VLR development process has helped Jambi City to identify numerous challenges in SDGs achievement as well as opportunities to improve sustainable development efforts in the future. By identifying challenges and opportunities, the government can develop more effective plans to achieve SDG Targets.
6. The Jambi City VLR also provides an opportunity for local governments to share and learn from their experiences, both at national and international levels. This may facilitate the activity of insight-sharing and best practices to achieve sustainable development.

Next Steps Forward

The next steps forward in VLR development for Jambi City cover the following conditions:

1. After developing the VLR Document, the first step includes the implementation of the recommendations and strategies as referred in this document. The Jambi City Government is also required to develop a tangible follow-up plan to ensure the effectiveness of implementing SDG Programmes and Regulations.

2. In order to effectively achieve the SDGs, it is important to actively involve all stakeholders. The Jambi City Government should continue to communicate and collaborate with the community, private sectors, academicians, and other relevant organisations to achieve common interests.
3. The Jambi City Government must continue to build internal capacities in implementing sustainable development programmes and regulations. This activity can cover employee training, institutional strengthening, and technology utilisation to monitor and evaluate development progress.
4. Progress monitoring is key to acknowledge the achievement progress of SDGs. The Jambi City Government must also continuously monitor, measure, and evaluate the progress and overcome hindrances that may appear in programme implementation.
5. The Jambi City Government must encourage innovation in sustainable development approaches. This can be achieved through external collaborations with research institutes, universities, or non-governmental organisations (NGOs). These collaborative activities aim to seek for innovative solutions in achieving SDGs.
6. The success of VLR depends on the awareness and participation of local communities. The Jambi City Government must continuously communicate effectively on the goals and benefits of sustainable development, as well as building community awareness of their role in achieving it.
7. The Jambi City Government must ascertain the integration between SDGs and VLR as well as planning and regional budget. This will also ensure that adequate resources are allocated to support efforts to achieve sustainable goals.
8. The Jambi City Government must also ascertain the synergy between its efforts in achieving SDGs, national commitment, and international commitment. This synergy can strengthen the influence and impact of local efforts in achieving global goals

Appendix



No Poverty

Achievement Indicators	Conditional Targets (2022)	Conditional Achievements (2022)	Related Departments/ Agencies
Percentage of Population below the Poverty Line by Sex and Age Groups	9 %	8.33 %	Statistics Indonesia (BPS)
Percentage of Poor People with Health Service Insurances	100 %	100%	Health Department of Jambi City Gov.
Percentage of Accomodation to People with Social Welfare Problems (PMKS)	80%	121,65%	Social Department of Jambi City Gov.
Number of Labouring Mothers Accomodated with Standardised Labouring Services	11,044 mothers	9,853 mothers (89%)	Health Department of Jambi City Gov.
Percentage of Clean Water Service Coverage	73,39%	76,78%	Public Works and Spatial Planning Department (DPUPR) of Jambi City Gov.
Percentage of Liquid Waste Processing System Service Coverage	0,20%	2,38%	Public Works and Spatial Planning Department (DPUPR) of Jambi City Gov.
Percentage of Quality Improvement on Settlements and Slums	66,12%	66,55%	Public Housing and Settlement Area Department (DPRKP) of Jambi City Gov.
Net Enrolment Rate (APM) of Primary-level Schools	98,1%	99,87 %	Education Department (<i>Disdik</i>) of Jambi City Gov.
Net Enrolment Rate (APM) of Junior High-level Schools	72,6%	77,77 %	Education Department (<i>Disdik</i>) of Jambi City Gov.
Percentage of Population and Civil Registration Document Ownership Coverage	100%	100 %	Population and Civil Registration Department (<i>Disdukcapil</i>) of Jambi City Gov.
Area of Slums	138,55 Ha (66,12%)	139,24 Ha (66,55%)	Public Works and Spatial Planning Department (DPRKP) of Jambi City Gov.



Good Health and Well-being

Achievement Indicators	Conditional Targets (2022)	Conditional Achievements (2022)	Related Departments/ Agencies
Maternal Mortality Rate (AKI)	0 deaths	4 deaths	Health Department of Jambi City Gov.
Infant Mortality Rate (AKB) per 1.000 live births	0 deaths	2 deaths	Health Department of Jambi City Gov.
Total Fertility Rate (TFR)	2.21	2.08	Health Department of Jambi City Gov.
Neonatal/Newborn Mortality Rate (AKN) per 1.000 live births	0 deaths	11 deaths	Health Department of Jambi City Gov.
Percentage of Families with Clean and Healthy Lifestyles (PHBS)	95	91.96	Health Department of Jambi City Gov.
Toddlers/ <i>Balita</i> Mortality Rate (AKBa) per 1.000 live births	0 deaths	4 deaths	Health Department of Jambi City Gov.
Percentage of Unmet Family Planning (KB) Needs	18.00	22.24	Health Department of Jambi City Gov.
Modern Contraceptive (MCPR) Prevalence Rate	62.20	58.70	Health Department of Jambi City Gov.
Age Specific Fertility Rate/ASFR (15-19 years)	43	8	Health Department of Jambi City Gov.
Number of Elderly Population Accommodated with Standardised Health Services	80,000 people	64,522 people	Health Department of Jambi City Gov.
Number of HIV Patients Accommodated with Standardised Health Services	16,645 people	8,135 people	Health Department of Jambi City Gov.
Number of Medicine and Vaccine Availability	1 Package	1 Package	Health Department of Jambi City Gov.
Number of Rehabilitated Community Health Centres (<i>Puskesmas</i>)	17 Units	17 Units	Health Department of Jambi City Gov.
Percentage of Declining Stunting Cases	14%	14 %	Health Department of Jambi City Gov.
Percentage of Cities/Districts with 80% Completion Rate of Basic Immunisation on Infants	95%	99.2%	Health Department of Jambi City Gov.
Percentage of Medicine and Vaccine Availability at Community Health Centres (<i>Puskesmas</i>)	97%	98.5%	Health Department of Jambi City Gov.



Clean Water and Sanitation

Achievement Indicators	Conditional Targets (2022)	Conditional Achievements (2022)	Related Departments/ Agencies
Percentage of Households with Safe and Adequate Drinking Water Services	73.39%	76.78%	Public Works and Spatial Planning Department (DPUPR) of Jambi City Gov.
Percentage of Safely Processed Industrial Liquid Wastes	4.05%	5.53%	Environment Department (DLH) of Jambi City Gov.
Quality of Surface Water as Raw Water Source	32.11	42.5	Environment Department (DLH) of Jambi City Gov.
Air Quality Index	80.78	88.09	Environment Department (DLH) of Jambi City Gov.
Land Cover Index	42.50	49.92	Environment Department (DLH) of Jambi City Gov.
Ratio of Drainage System in Good Quality	51.26%	61.34%	Public Works and Spatial Planning Department (DPUPR) of Jambi City Gov.
Percentage of Water Resource Management	54.19%	56.17%	Public Works and Spatial Planning Department (DPUPR) of Jambi City Gov.



Sustainable Cities and Communities

Achievement Indicators	Targets (2022)	Achieved (2022)	Related Departments/ Agencies
Ratio of Service Roads in Good Quality	86.52%	94.62%	Public Works and Spatial Planning Department (DPUPR) of Jambi City Gov.
Percentage of City Infrastructure and Utility Services Improvement	63.31%	63.77%	Public Works and Spatial Planning Department (DPUPR) of Jambi City Gov.
Ratio of City Roads in Good Quality	90.37%	88.30%	Public Works and Spatial Planning Department (DPUPR) of Jambi City Gov.
Percentage of Congestion Point Reduction	100%	100%	Transport Department (<i>Dishub</i>) of Jambi City Gov.
Ratio of Waste Facilities and Infrastructures Coverage	84.49%	87.23%	Environment Department (DLH) of Jambi City Gov.
Percentage of Waste Reduction in Source Levels	13.73%	22.45%	Environment Department (DLH) of Jambi City Gov.
Percentage of Guidance and Supervision of Environmental Permits, Protection Permits, and Environmental Management (PPLH)	100%	100%	Environment Department (DLH) of Jambi City Gov.
Area of Open Green Public Spaces Managed by the City Government	969.18 Ha	969.18 Ha	Environment Department (DLH) of Jambi City Gov.
Inundation Area Reduction	860 Ha	790.18 Ha	Public Works and Spatial Planning Department (DPUPR) of Jambi City Gov.
Percentage of Drainage/River System Coverage in Good Condition	51.26%	61.34%	Public Works and Spatial Planning Department (DPUPR) of Jambi City Gov.
Air Quality Index	80.76	88.09	Environment Department (DLH) of

Achievement Indicators	Targets (2022)	Achieved (2022)	Related Departments/ Agencies
			Jambi City Gov.
Ratio of Spatial Order	80.00%	76.00%	Public Works and Spatial Planning Department (DPUPR) of Jambi City Gov.





Partnerships for the Goals

Achievement Indicators	Conditional Targets (2022)	Conditional Achievements (2022)	Related Departments/ Agencies
Regional Tax	320,380,000,000	301,796,809,100 (94.20%)	Regional Tax and Levy Agency (BPPRD) of Jambi City Gov.
Regional Levy	50,544,550,000	40,216,623,300 (79.57%)	Regional Tax and Levy Agency (BPPRD) of Jambi City Gov.
Number of Local Cooperation Facilitation Result Documents	30 Documents	30 Documents	Cooperation Division of Jambi City Regional Secretariat
Number of Foreign Cooperation Facilitation Result Documents	8 Documents	8 Documents	Cooperation Division of Jambi City Regional Secretariat
Community Satisfaction Index (IKM) on Population and Civil Registration Services	88.4	88.3	Population and Civil Registration Department (<i>Disdukcapil</i>) of Jambi City Gov.
Service Coverage of Civil Registration	100%	100,29%	Population and Civil Registration Department (<i>Disdukcapil</i>) of Jambi City Gov.
Public Service Index	3.99	4.205	Organisational Division of Jambi City Gov.
Percentage of Local Revenue (PAD) Increase	479,170,812,838	436,885,456,388 (91.18%)	Regional Financial and Asset Management Agency (BPKAD) of Jambi City Gov.

Jambi City's Innovation Programmes

No	Innovation Programmes	Details
1	<i>Kartu Jambi Bugar</i>	Health insurance service access cards provided by the Jambi City Government to help the welfare of the poor.
2	<i>Kartu Jambi Cerdas</i>	Education access cards provided by the Jambi City Government to improve the quality of education for the poor
3	<i>Kartu Kendali Gas 3 kg</i>	Service cards by the Jambi City Government provided for the poor to access subsidised cooking gas.
4	<i>"Bangkit Berdaya" (Bangun Kelurahan Secara Intensif dan Terpadu yang Berasaskan Swadaya/ Intensive and Integrated Development of Villages Based on Self-reliance) Programme</i>	Programme dedicated to encouraging the acceleration of neighbourhood (RT) infrastructures and utilities development. This programme is implemented by providing building materials for village development including improvement for sanitation waterways, roads, and other infrastructure.
5	Community Empowerment to Accelerate Innovation for <i>Bantar</i> (Clean, Safe, and Smart) Villages	The <i>Bantar</i> Villages Programme aims to accelerate the development progress and reduces inequality between regions by improving community economic activity and welfare quality, particularly in the RT area of <i>Bantar</i> Village.
6	<i>"Pakar Kasih" (Padat Karya Kali Bersih/ Clean River Labour Intensive) Programme: A Solution for COVID-19 Pandemic Impacts</i>	The programme actively involves the community to clean drainage channels in their respective areas or neighbourhoods. Communities will be rewarded after their involvements in the programme.
7	The <i>"Spiderman"</i> (Sarana Pelayanan Inovatif dengan Ramah Anak/ Child-friendly Innovative Health Services) Programme	A programme to integrate individual health efforts (UKP) and community health efforts (UKM) to improve the unmet child health service coverage.
8	P2K2 (<i>Pertemuan Peningkatan Kemampuan Keluarga/ Family Capacity Building</i>)	Improvement of insights and understandings on the importance of family education, health, and financial management through P2K2 Programme, as referred to in the health and nutrition module.
	Toddler Growth Monitoring	The programme aims to monitor the growth of toddlers through health verification in local health facilities. This programme also encourages pregnant women and toddlers to carry out monthly check-ups.
10	<i>"Sekanting" (Semangat Kita Atasi Stunting/ Spirit to Tackle Stunting)</i>	Implementation of coordination between Pasar Jambi Sub-district and local Community Health Centres (<i>Puskesmas</i>) to carry out surveys and intervention to children indicated or suffered from stunting.
11	<i>"Ketan Protein Ganting", (Kesehatan Reproduksi Calon Pengantin Cegah Stunting/ Reproduction Health Measures to Future Grooms and Brides for</i>	A programme dedicated to providing specific intervention services and the availability of sensitive intervention services. The sensitive intervention service is aimed towards health check-ups within three months of pre-marriage. The targets of this service are adolescents as prospective couples of

No	Innovation Programmes	Details
	Stunting Prevention)	childbearing ages.
12	<i>"SIDAKA KB" (Sistem Informasi Pendaftaran dan Konsultasi Akseptor KB/ Family Planning Registration and Acceptor Consultation Information Systems)</i>	Application for couples of childbearing ages (PUS) to obtain information regarding family planning and reproductive health. The consultation can be carried out by both before and after obtaining services. Additionally, the users of this application can register at home.
13	<i>"Kesing" (Kelas Ibu Pahami Stunting/ Stunting Understanding Classes for Mothers)</i>	Health education classes for mothers with stunted children. The education classes revolve around the understanding of stunting for mothers, animal protein-rich processing, as well as 3-month feeding monitoring to stunted children.
14	<i>"SiKomo" (Sistem Informasi Komunikasi Obstetri/ Obstetric Information Communication Systems)</i>	A health status monitoring application for pregnant women, coordinated directly by healthcare workers and volunteers in the area
15	Talang Banjar WTE (Waste to Energy) of Jambi City	Organic waste processing around traditional markets to biogas and generate electricity.
16	<i>"Pewiston"</i>	Sanitation monitoring application for smartphones.
17	Plastic <i>"Diet"</i> Movement	Plastic usage restrictions in Jambi City.
18	<i>"PASBERGASSS" (Pasar Bersih Gang Sempit Sungai Dari Sampah/ Market for Narrow Alleyways and River Waste Cleaning)</i>	A programme that emphasises the <i>gotong royong</i> (work together) principles to clean narrow alleyways for clean and healthy lifestyle (PHBS) improvement.
19	Sewerage System	The 21,200-metre wastewater pipeline system construction in East Jambi Sub-district, Jambi City.
20	Sanitary Landfill System Transition	Landfill system transition for Talang Gulo Landfill (TPA) from open dumping system to sanitary landfill system.
21	<i>"Beradat" (Bedah Rumah Tanpa Syarat/ Unconditional House Rehabilitation)</i>	A programme for beneficiary families of PKH (<i>Program Keluarga Harapan</i>) with uninhabitable houses. However, other house rehabilitation programmes are rendered irrelevant for the beneficiary families as they do not own the house properties.
22	<i>"Gebuk Sijahat" (Gerakan Menabung Siapkan Jamban Sehat/ Financial-saving Movement for Healthy Latrine Preparation)</i>	Financial-saving movement for the community to establish healthy latrines.
23	<i>"Gelisasosima" (Gerakan Peduli Sanitasi Total Berbasis Masyarakat/ Community-based Total Sanitation Care Movement)</i>	A community-based total sanitation care movement which has been implemented in Talang Bakung Village.
24	<i>"Pasrah" (Pasukan Ojek Sampah Paal Merah)</i>	A movement supporting <i>"ojek"</i> (motorcycle transport services) to transport wastes from Paal Merah Village.
25	Gold-saving Dream Waste Banks	Waste banks have been established around Wijaya Pura Village, South Jambi Sub-district with three community collaboration



No	Innovation Programmes	Details
		systems. These systems include a cash pay system, savings, and charities.
26	KSM 3R (Self-reliance Community to Implement 3R/ <i>Reduce, Reuse, Recycle</i> System)	Community self-reliance results in building waste processing facilities based on the 3R System. This programme aims to reduce the number of waste in Jambi City.
27	Private Sector CSR Implementation in Providing Soap Handwashing Facilities	CSR cooperation with private sectors in providing facilities for soap handwashing activity (CTPS) at mosques across Jambi City.
28	1000 Water Closets Construction Movement in Primary Schools	A movement to build 1000 water closets at primary schools across Jambi City.
29	One Million Tree Planting Movement	A reforestation movement by simultaneously plant numerous trees in hopes to increase the quality of life as well as to mitigate climate change and greenhouse gas emission.
30	One Million Biopores Movement	Simultaneous movement of establishing bio-pore infiltration holes. Biopore is highly beneficial in maintaining groundwater balance, reducing surface water inundation, and preventing flooding.
31	School Waste Banks	Waste-sorting movement to waste banks at schools across Jambi City.
32	<i>"Batic Pede Bung"</i> Programme (Bangun Septic Tank Portable dengan Menabung/ Construct Portable Septic Tanks by Saving) for Deep Brackish Areas.	Construct portable septic tanks with financial savings for brackish areas.
33	<i>"Sibangman"</i>	A mobile application to compile and highlight information concerning plans, implementations, and reports on programmes or activities conducted by regional apparatus.
34	Community Health Centre (Posyandu) Work Groups/Operational Work Groups Evaluation	Evaluation and approval programme on the implementation of Community Health Centre Operational Work Groups (<i>Pokjanal Posyandu</i>) for community empowerment in villages.
35	<i>"Kampung Proklam"</i>	Village establishment to mitigate climate change and adaptation.

Jambi City Voluntary Local Review 2023



Sekretariat Daerah Kota Jambi

Balai Kota, Jl. Basuki Rahmat, Paal Lima,
Kec. Kota Baru, Jambi City, Jambi, Indonesia 36129